Photo by Gilbert Booth Professional Photography, Naples

City of Naples

Annual Budget
Fiscal Year 1991-92

FISCAL YEAR 1992

APPROVED ANNUAL BUDGET

CITY OF NAPLES, FLORIDA

MAYOR
KIM ANDERSON

VICE-MAYOR
JOHN M. PASSIDOMO

CITY COUNCIL
WILLIAM E. BARNETT
R. JOSEPH HERMS
PAUL W. MUENZER
FRED L. SULLIVAN
ALAN R. KOREST

CITY ATTORNEY
DAVID W. RYNDERS

CITY MANAGER
DR. RICHARD L. WOODRUFF

FINANCE DIRECTOR
WILLIAM P. HARRISON

DEPARTMENT OFFICIALS

ASSISTANT CITY MANAGER	NORRIS C. IJAMS
CITY CLERK	JANET CASON
COMMUNITY DEVELOPMENT DIRECTOR	MISSY MCKIM
ACTING COMMUNITY SERVICES DIRECTOR	KEVIN J. RAMBOSK
FIRE CHIEF	TOM SMITH
POLICE CHIEF	PAUL C. REBLE
PUBLIC WORKS DIRECTOR	LARRY L. BARNET
HUMAN RESOURCES DIRECTOR	MARY KAY MCSHANE

City of Naples Organizational Chart

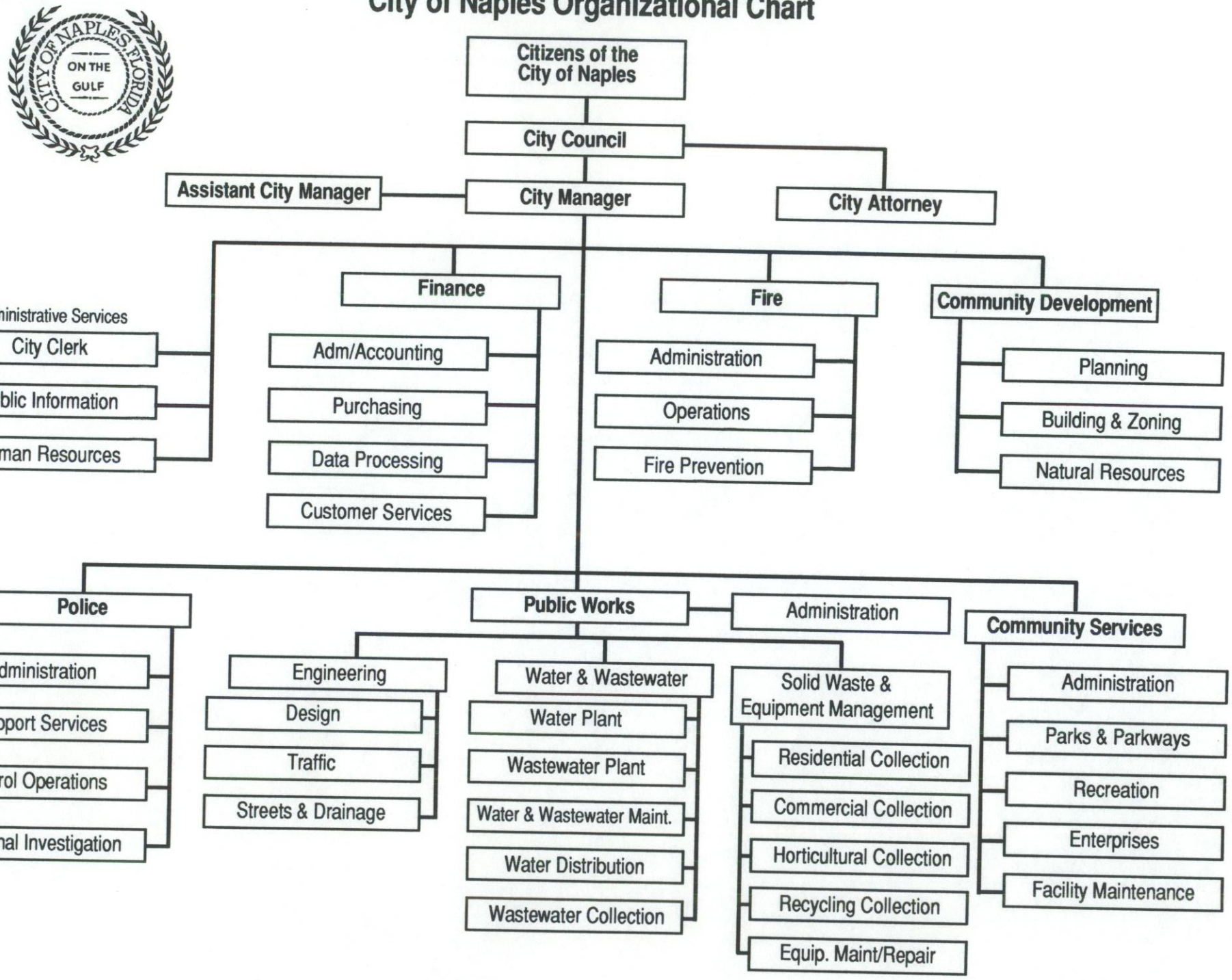

City of Naples

October 25, 1991

Honorable Mayor and Members of the City Council
City of Naples, Florida
735 Eighth Street South
Naples, FL 33940

Mayor Anderson and Council Members:

We are pleased to submit the approved operating budget for the City of Naples for Fiscal Year 1991-92. This budget provides funding for the continuance of all services provided by the City for the next fiscal year. In compliance with the City Charter, this budget was adopted by the City Council with both a mill levy ordinance and an appropriations ordinance during special council meetings held in September 1991.

GENERAL FUND:

The City of Naples General Fund provides funding for the traditional services of municipal government: police, fire, parks & recreation, planning & zoning, and administrative activities. The citizens of Naples have historically supported investment in enhanced service levels for public safety and the extensive parks and landscape improvements throughout the City. Assets of the City include the City's fishing pier, beach improvements, first-class tennis facilities, and other recreational opportunities. Major thoroughfares in the community have been extensively landscaped and maintained by City employees. Both the Police and Fire Departments use up-to-date equipment and have manpower levels to provide quick response to public needs.

For Fiscal Year 1992, the General Fund budget totals $13,602,157, an increase of approximately $1,390,000 over the approved Fiscal Year 1991 budget of $12,210,000. Three main factors contribute to this increase in the budget. First, the City's 1991 General Fund budget was balanced by requiring the Water/Sewer Fund to fully fund the budget for our self-insurance program for workers' compensation and property/liability. For Fiscal Year 1992, the General Funds' proration of these expenses, $500,000, has properly been allocated to the General Fund. Secondly, a compensation reserve for 1992 salary increases in the amount of approximately $350,000 has been

included. This reserve will provide funding to cover negotiated increases with the City's three bargaining units and to keep the City of Naples competitive in the market. Third, we have eliminated all "abatements" from the budget. These "abatements" were used to balance last year's budget and contributed to the shortfall of expenditures over revenues for the last fiscal year.

The General Fund budget for Fiscal Year 1992 is based on a mill levy of 1.1800 mills, up from 1.0024 mills for Fiscal Year 1991. To balance the budget at that mill levy, the City Council made several significant cuts to the City Manager's recommended budget:

Reduce Contingency to $96,116	$100,000
Eliminate Assistant Fire Chief	$ 65,318
Eliminate Planner III	$ 48,254
Eliminate Planning Studies	$ 40,000
Eliminate Recreation Superintendent	$ 29,408
Eliminate Service Worker I (Parks)	$ 21,826
Eliminate Crew Leader III (Streets)	$ 30,000
Reduce STAR Budget	$ 15,000

The Fiscal Year 1992 budget for the City Attorney is a continuation of the funds appropriated for last year. Contingency funds will be used to amend the 1992 City Attorney budget based on the salary of the new attorney hired and staffing requirements. It is anticipated that this will require the majority of available funds in contingency, leaving minimal flexibility for the balance of the fiscal year.

Despite the tight budget for this year, several new positions have been added to enhance service delivery. A Human Resources Analyst has been added in the Personnel area, a Finance Analyst added to provide better financial reporting and investment management, an additional position added to Data Processing, a permanent position added to the City Clerk's Office to offset service formerly provided under contract, and a Fire Plans Reviewer added to the Community Development Department to facilitate plans review.

BEACH PARKING FUND:

Several years ago, the City of Naples and Collier County agreed to an interlocal agreement stipulating that Collier County would contribute up to one-third of the expenditures of a beach parking program. In return, the City of Naples would issue parking permits free to both City and County residents. For Fiscal Year 1992, Collier county has objected to several categories of expenditures included in the budget. We have jointly agreed to use the services of the City's external auditors to review the budget for the

program and the interlocal agreement. Pending approval of both parties to a new agreement, and an approved budget, no parking permits are being issued to County residents.

CANAL MAINTENANCE:

The City of Naples maintains three special taxing districts: East Naples Bay, Moorings Bay, and Parkshore Units 2 & 5. A 0.5 mill tax levy in each of these districts provides funding for the dredging and maintenance of bay areas and for retirement of existing debt.

STREETS FUND:

For Fiscal Year 1992, the Streets Fund consolidates all revenue sources and related expenditure budgets relating to streets and traffic control. These budgets have formerly been split between the General Fund and the Streets Fund. Revenue sources are the City's share of the Collier County six-cent local option gas tax, the portion of State Shared Revenue related to the municipal one-cent gas tax, and the streets impact fees. In prior years, capital improvements for streets were funded from existing City resources. For Fiscal Year 1992, to meet available funding, we have eliminated one full crew of three employees and significantly reduced funding for capital construction. Available resources will not be sufficient to meet the long-term capital needs of the City's streets infrastructure, estimated at $3.5 million over the next five years.

WATER/SEWER FUND:

In December of 1990, for the first time in a number of years, City Council increased water and sewer rates. Additional revenues generated by the new rates were sufficient to balance the Water/Sewer Fund for Fiscal Year 1991 on a cash-flow basis. Enterprise Fund operations, such as this fund, are similar to private-sector businesses, with available revenues used to cover operations and maintenance expenses as well as capital investment and related depreciation. For Fiscal Year 1992, the Public Works Department has identified $1,576,430 in required capital investment for the continued efficient operation of the system. To balance this budget on a cash-flow basis, only $956,493 can be provided for capital expenditures, given the current rate structure and current levels of operations and maintenance expense of the utility.

During Fiscal Year 1990, the Water/Sewer Fund experienced a net loss of almost $2 million on a full accrual basis of accounting,

including charges for depreciation of assets. Depreciation has historically not been included in the cash-flow based budget submitted to, and adopted by, the City Council. Full accrual results for Fiscal Year 1991 will also show a substantial loss, offset by the positive results of the rate increase, but also including expenses for interest on new bonds issued in the Spring of 1991. The City Council has authorized a water and sewer rate study, which will be completed during the first quarter of Fiscal Year 1992. This rate study will identify revenue requirements for the long-term financial stability of the fund.

The City is authorized by State Statutes to impose a surcharge on out-of-City water and sewer accounts of up to 50%. The current rate structure includes a surcharge of 25%. Formerly, that surcharge was deposited directly into the City's General Fund. For Fiscal Year 1992, the surcharge is included in the revenues of the Water/Sewer Fund. To offset this revenue loss in the General Fund, a payment in-lieu-of taxes and franchise fees has been included as an expense in the Water/Sewer Fund and a revenue source in the General Fund in accordance with policy adopted by the City Council.

SOLID WASTE FUND:

The City of Naples operates a Solid Waste Utility, providing both residential and commercial solid waste collection and disposal. Rates for this service are split between solid waste rates, designed to cover operations and maintenance and capital replacement expenses, and landfill fees, established as a pass-through of tipping fees for use of the Collier County Landfill. Over the past two years, Collier County has substantially increased tipping fees, requiring increases in the landfill fee portion of the billing. Solid Waste Utility fees will be included in the authorized rate study currently underway.

CITY DOCK:

The City owns and operates a dock operation, providing leased and transient mooring of boats and retail sales of gasoline, bait, and minor food and drink sales. Fees and price schedules are established to cover all maintenance and operating expenses, purchase of inventory, and capital investment and depreciation.

BUDGET MONITORING AND CONTROL:

As part of the budget deliberation process for Fiscal Year 1992, the City Council adopted policies and procedures dealing with budget monitoring and the budget amendment process. These control measures will insure against deficit spending in the future.

SUMMARY:

Recent turnover in key staff positions in the City have made this budget a difficult one to prepare. We would like to thank all of the department heads for their assistance through the process of preparing this budget and their technical expertise during the budget workshop process. The City of Naples has established a reputation of providing high levels of service to our citizens within appropriate revenue sources. Working within a teamwork environment between staff and the City Council, we feel that we will continue to provide first-rate services for the upcoming fiscal year.

Respectfully submitted,

Dr. Richard L. Woodruff
City Manager

William P. Harrison
Director of Finance

WPH:jg

CITY OF NAPLES
AUTHORIZED POSITIONS

DEPARTMENT/Division	1990-91 FULL TIME EQUIVALENT POSITIONS	1991-92 FULL TIME EQUIVALENT POSITIONS
MAYOR & COUNCIL	**1**	**0**
CITY ATTORNEY	**1**	**1**
CITY MANAGER		
Administration	6	7
City Clerk	3	4.5
Human Resources	5	6
TOTAL	**14**	**17.5**
COMMUNITY DEVELOPMENT		
Building & Zoning	10.67	11.67
Planning	6.67	5.67
Natural Resources	1.67	1.67
TOTAL	**19**	**19**
COMMUNITY SERVICES		
Administration	2	2
Parks & Parkways	55	54
Recreation	23.5	22.5
City Dock	3	3
Pier	4.9	4.9
Lowdermilk	3	3
Tennis	2.8	2.8
TOTAL	**94.2**	**92.2**
FINANCE		
Administration/Accounting	7	9
Customer Service	3	4
Data Processing	2	4
Purchasing	3	4
TOTAL	**15**	**21**
FIRE		
Administration	9	8
Fire Prevention	4	4
Operations	50	50
TOTAL	**63**	**62**

CITY OF NAPLES
AUTHORIZED POSITIONS - CONT.
PAGE 2

DEPARTMENT/Division	1990-91 FULL TIME EQUIVALENT POSITIONS	1991-92 FULL TIME EQUIVALENT POSITIONS
POLICE		
Administration	5.5	5.5
Operations	72	72
Criminal Investigations	21.5	22
Services	30	30
TOTAL	**129**	**129.5**
PUBLIC WORKS		
Administration	3	4
Engineering	7	7
Traffic Control	4	3
Streets & Drainage	18	14
Equipment Management	13.5	13.5
Solid Waste	36.5	37.5
Water/Wastewater Admin.	2	4
Water	45.5	45
Wastewater	39.5	39
Utility Maintenance	13	14
TOTAL	**182**	**181**
GRAND TOTAL	**518.2**	**523.2**

CITY OF NAPLES

PROPERTY TAX LEVIES & ASSESSED VALUATION

LAST 10 FISCAL YEARS

YEAR	TAX LEVY	ASSESSED VALUATION
1982	1.7774	$ 1.27 BILLION
1983	1.3767	$ 1.47 BILLION
1984	1.3368	$ 1.54 BILLION
1985	1.2591	$ 1.64 BILLION
1986	1.1605	$ 1.79 BILLION
1987	1.3120	$ 1.92 BILLION
1988	1.2487	$ 2.02 BILLION
1989	1.2229	$ 2.22 BILLION
1990	1.2024	$ 3.03 BILLION
1991	1.0017	$ 3.66 BILLION
1992	1.1800	$ 4.12 BILLION

COLLIER COUNTY

PROPERTY TAX LEVIES & ASSESSED VALUATION

LAST 10 FISCAL YEARS

YEAR	TAX LEVY	ASSESSED VALUATION
1982	4.1508	$ 3.85 BILLION
1983	3.2247	$ 5.10 BILLION
1984	3.6150	$ 5.46 BILLION
1985	3.8871	$ 6.05 BILLION
1986	4.1948	$ 6.73 BILLION
1987	4.8222	$ 7.25 BILLION
1988	5.2751	$ 7.92 BILLION
1989	5.4151	$ 8.70 BILLION
1990	5.2070	$10.29 BILLION
1991	5.0498	$12.80 BILLION
1992	4.6889 (1)	$14.41 BILLION

(1) 4.0320 Countywide Levy
Plus 0.6569 Unincorporated Levy

CITY OF NAPLES

DISTRIBUTION OF TAX LEVY

FISCAL YEAR 1992

TAX UNIT	LEVY	PERCENT OF TOTAL
CITY OF NAPLES	1.1800	8.5%
School District	7.9570	57.2%
Collier County	4.0320	29.0%
Water Management	0.2480	1.8%
Pollution Control	0.0386	0.3%
Mosquito Control	0.2998	2.1%
Big Cypress Basin	0.1570	1.1%
TOTAL	13.9124	100.0%

Example - 1991 Tax Rates:

$325,000	Residence
($ 25,000)	Homestead Exemption)
$300,000	Taxable Value

City of Naples	$ 354.00
School District	2,387.10
Collier County	1,209.60
Water Management	74.40
Pollution Control	11.58
Mosquito Control	89.94
Big Cypress Basis	47.10
TOTAL	$4,173.72

SPECIAL MEETING

Naples City Council
Agenda Item # 4-B
For The Meeting Of 9/19/91

ORDINANCE NO. 91-6469

AN ORDINANCE ADOPTING THE FINAL BUDGET FOR THE FISCAL YEAR 1991-92 AND APPROPRIATING FUNDS FOR OPERATING EXPENSES OF THE CITY OF NAPLES FOR THE GENERAL OPERATION OF THE SEVERAL DEPARTMENTS OF THE CITY, INCLUDING UTILITIES, AND FOR CONTRIBUTING TO THE SINKING FUNDS OF THE CITY TO PAY INTEREST ON AND PROVIDE FOR THE RETIREMENT OF THE OUTSTANDING BONDS AND OTHER FIXED OBLIGATIONS OF THE CITY AND THE UTILITY TAX FUND FOR AND DURING THE FISCAL YEAR 1991-92; AND PROVIDING AN EFFECTIVE DATE.
PURPOSE: TO ADOPT THE BUDGET AND APPROPRIATE FUNDS FOR THE FISCAL YEAR 1991-92.

NOW, THEREFORE, BE IT ORDAINED BY THE COUNCIL OF THE CITY OF NAPLES, FLORIDA:

SECTION 1. That the budget for the fiscal year 1991-92 is hereby adopted.

SECTION 2. That for the payment of expenses and obligations of the City of Naples for the fiscal year ending September 30, 1992, there is hereby appropriated out of any monies in the treasury of the City of Naples and any accruing revenues of the City available for said purposes to the funds and for the purposes hereinafter set forth, the sums of money shown in the following schedule:

GENERAL FUND:	
Mayor and City Council	$ 125,623
City Attorney	146,558
City Clerk	169,885
City Manager	352,490
Human Resources	282,210
Community Development	
Building and Zoning	418,917
Planning	251,852
Natural Resources	97,193
Finance	
Administration/Accounting	379,778
Customer Service	173,560
Purchasing	149,972
Fire	
Administration	368,857
Operations	1,710,854
Fire Prevention	137,845
Community Services	
Administration	93,961
Lowdermilk Park	120,730
Parks and Parkways	1,774,108
Recreation	788,556
Fishing Pier	182,287
Tennis Program	77,595

GENERAL FUND (CONTINUED):		
Police		
Administration	230,739	
Criminal Investigations	712,571	
Operations	2,062,831	
Services	1,317,345	
Non-Departmental	370,324	
Contingency & Reserves	450,516	
Transfers to Other Funds	655,000	
GENERAL FUND TOTAL		$13,602,157
UTILITY TAX FUND:		
Capital Improvement Program	2,468,502	
UTILITY TAX FUND TOTAL		2,468,502
SPECIAL REVENUE FUND:		
Streets/Traffic Improvements	1,407,309	
Beach Parking	691,353	
Moorings Bay/Parkshore Units 2&5	69,617	
East Naples Bay	67,416	
Contingency & Reserves	254,268	
SPECIAL REVENUE FUND TOTAL		2,489,963
DOCK ENTERPRISE FUND:		
Operations	585,921	
DOCK ENTERPRISE FUND TOTAL		585,921
UTILITIES ENTERPRISE FUND:		
Public Works Administration	494,900	
Water/Sewer Administration	197,426	
Engineering	345,732	
Debt Service		
Water	1,273,600	
Sewer	1,273,600	
Water Production	2,615,569	
Water Distribution	994,682	
Water CIP	318,831	
Wastewater Treatment	1,796,244	
Wastewater Collection	626,698	
Wastewater CIP	637,662	
Water/Sewer Transfers Out	1,993,194	
UTILITIES ENTERPRISE FUND TOTAL		12,568,138
SANITATION ENTERPRISE FUND:		
Sanitation	2,987,272	
SANITATION ENTERPRISE FUND TOTAL		2,987,272
TOTAL APPROPRIATIONS		$34,701,953
INTERGOVERNMENTAL SERVICE FUNDS:		
Data Processing	227,731	
Equipment Management	1,010,256	
Utility Maintenance	888,570	
INTERGOVERNMENTAL SERVICE FUND TOTAL		2,126,557

SECTION 3. This ordinance shall take effect immediately upon adoption at second reading.

APPROVED AT FIRST READING THIS 5TH DAY OF SEPTEMBER, 1991.

PASSED AND ADOPTED AT SECOND READING AND PUBLIC HEARING IN OPEN AND REGULAR SESSION OF THE CITY COUNCIL OF THE CITY OF NAPLES, FLORIDA THIS 19th DAY OF September, 1991.

Kim Lindwall
Kim Anderson, Mayor

ATTEST:

Janet Cason
Janet Cason
City Clerk

APPROVED AS TO FORM AND LEGALITY BY David W. Rynders
David W. Rynders
City Attorney

b:wp/budget1

			VOTE		
COUNCIL MEMBERS	MOTION	SECOND	YES	NO	ABSENT
Barnett	X		X		
Herms			X		
Korest			X		
Muenzer		X	X		
Passidomo			X		
Sullivan			X		
Anderson			X		
(7-0)					

SPECIAL MEETING

Naples City Council
Agenda Item # 4-A
For The Meeting Of 9/19/91

ORDINANCE NO. 91-6468

AN ORDINANCE DETERMINING AND FIXING THE 1991 TAX LEVY AND MILLAGE RATE FOR THE PURPOSE OF PROVIDING SUFFICIENT FUNDS FOR THE GENERAL FUND OPERATIONS; AND PROVIDING AN EFFECTIVE DATE.
PURPOSE: TO FIX THE 1991 TAX LEVY AND MILLAGE RATE.

WHEREAS, the 1991 Tax Assessment Roll has been prepared, equalized and certified, showing:

Total Assessed Valuation of Real and Personal Property $4,117,746,605

NOW, THEREFORE, BE IT ORDAINED BY THE COUNCIL OF THE CITY OF NAPLES, FLORIDA:

SECTION 1. That the tax levy and millage rate for the City of Naples for the year 1991 be and the same, is hereby fixed and determined to be 1.1800.

SECTION 2. That the millage rate for the Moorings Bay Special Taxing District is hereby determined to be .5000 mills.

SECTION 3. That the millage rate for the East Naples Bay Special Taxing District is hereby determined to be .5000 mills.

SECTION 4. That the millage rate for Parkshore Units 2 & 5 Special Taxing District is hereby determined to be .5000 mills.

SECTION 5. That the tax levy and millage rate have been fixed and determined in accordance with the following assessments and findings of the City Council, and making allowances for tax delinquents, discounts and losses therein, show, to-wit:

Total General Fund Operations 1.1800 mills	$4,769,914
Moorings Bay Special Taxing District .5000 mills	$ 200,100
East Naples Bay Special Taxing District .5000 mills	$ 74,000
Park Shore Units 2 & 5 .5000 mills	$ 29,200
Total Revenue from Total Millage Rate	$5,073,214

SECTION 5. The percentage increase in property taxes adopted by the City Council of the City of Naples is 27.51 percent greater than the rolled-back rate computed pursuant to Florida Statutes, Chapter 200.065(1).

SECTION 6. This Ordinance shall take effect October 1, 1991.

APPROVED AT FIRST READING THIS 5TH DAY OF SEPTEMBER, 1991.

PASSED AND ADOPTED AT SECOND READING AND PUBLIC HEARING IN OPEN AND REGULAR SESSION OF THE CITY COUNCIL OF THE CITY OF NAPLES, FLORIDA THIS 18th DAY OF September, 1991.

Kim Anderson
Kim Anderson, Mayor

ATTEST:

Janet Cason
Janet Cason
City Clerk

APPROVED AS TO FORM AND LEGALITY BY David W. Rynders
David W. Rynders
City Attorney

b:wp/millage1

COUNCIL MEMBERS	MOTION	SECOND	VOTE YES	VOTE NO	ABSENT
Barnett		X	X		
Herms			X		
Korest	X		X		
Muenzer			X		
Passidomo			X		
Sullivan			X		
Anderson			X		
(7-0)					

Naples City Council
Agenda Item #8
For The Meeting Of 9/4/91

ORDINANCE NO. 91-6444

AN ORDINANCE ADOPTING A BUDGET AMENDMENT POLICY WHICH IS SUPPLEMENTAL TO SECTION 8.1(c) OF THE CITY CHARTER OF THE CITY OF NAPLES; AND PROVIDING AN EFFECTIVE DATE.
PURPOSE: TO BETTER PROTECT THE FISCAL STABILITY OF THE CITY OF NAPLES.

WHEREAS, Section 8.3 of the City Charter requires Council to annually adopt an operating budget for the City of Naples; and

WHEREAS, Section 8.7 of the City Charter deals with amendments after adoption; and

WHEREAS, the management has analyzed the existing budget amendment procedures of the City and have determined that modifications, improvements and additions should be adopted to better protect the fiscal stability of the City of Naples.

NOW, THEREFORE, BE IT ORDAINED BY THE COUNCIL OF THE CITY OF NAPLES, FLORIDA:

SECTION 1. Sections 8.7 and 8.8 of the City Charter are hereby replaced in their entirety with the budget amendment policy attached hereto and fully incorporated herein.

SECTION 2. All ordinances or parts of ordinances inconsistent or in conflict with the provisions of this ordinance are hereby repealed to the extent of such inconsistency or conflict.

SECTION 3. This ordinance shall take effect immediately upon adoption at second reading.

APPROVED AT FIRST READING THIS 21ST DAY OF AUGUST, 1991.

PASSED AND ADOPTED AT SECOND READING AND PUBLIC HEARING IN OPEN AND REGULAR SESSION OF THE CITY COUNCIL OF THE CITY OF NAPLES, FLORIDA THIS 4th DAY OF September, 1991.

Kim Anderson
Kim Anderson, Mayor

ATTEST:

Janet Cason
City Clerk

APPROVED AS TO FORM AND LEGALITY BY _____
David W. Rynders, City Attorney

Prepared by:

Dr. Richard L. Woodruff
City Manager

COUNCIL MEMBERS	MOTION	SECOND	VOTE YES	VOTE NO	ABSENT
Barnett	X		X		
Herms			X		
Korest		X	X		
Muenzer			X		
Passidomo			X		
Sullivan			X		
Anderson			X		
(7-0)					

BUDGET AMENDMENT POLICY

CHARTER PROVISIONS:

Sec. 8.7 Amendments after adoption.

(c) TRANSFER OF APPROPRIATIONS. At any time during the fiscal year the City Manager may transfer part or all of any unencumbered appropriation balance among programs within a department, office or agency and, upon written request by the Manager, the Council may, by ordinance, transfer part or all of any unencumbered appropriation balance from one department, office or agency to another, provided, however, that the City Council may by resolution, authorize an expenditure from the contingency fund upon the request of the City Manager.

Sec. 8.8 Appropriations lapse at end of year.

All appropriations shall lapse at the end of the budget year to the extent that they shall not have been expended or lawfully encumbered.

POLICY:

It is the responsibility of each department head to manage the operations of that department in such a manner as to not exceed the appropriations approved by the City Council. The budget amendment process is available to handle emergencies and unforseen circumstances which may arise during the fiscal year.

BUDGET MONITORING:

The City's Finance Department is responsible for the monitoring of the budget on a monthly basis. Department heads will be notified on a timely basis of any areas in the budget where remaining funds do not appear to be sufficient for the balance of the fiscal year.

PURCHASE ORDER APPROVAL:

The City's Chief Accountant is responsible for determining that funds are available prior to the approval of a purchase order. No purchase orders, with the exception of emergency purchases, will be issued without available budgeted funds.

BUDGET AMENDMENTS WITHIN A DEPARTMENT LESS THAN $7,500:

Department budgets are monitored and controlled at the individual line item level for personal services and non-operating expenses. Operating expenses are monitored and controlled at the section total. Budget over-runs in individual line items for operating expenses are authorized so long as the total budget for operating expenses is not exceeded. Budget amendments within a department required by this section, but for amounts less than $7,500, will be prepared by the department head, approved by the Director of Finance, and approved by the City Manager. City Council approval is not required. Departments may use budget amendments for line item control, but are not required.

BUDGET AMENDMENTS - USE OF CONTINGENCY FUNDS:

Requests for use of contingency funds will be completed by the department head and require the approval of the Director of Finance and the City Manager. City Council approval, by resolution, is required.

ALL OTHER BUDGET AMENDMENTS:

Budget amendments between departments, between funds, and all budget amendments in excess of $7,500 require the approval of the Director of Finance, City Manager, and the City Council. These budget amendments will be placed on the consent agenda for approval. Approval of budget amendments for specific purchases or projects may be attached to, and approved with, City Council approval of the purchase or project. In September of each year, a re-appropriation ordinance will be prepared for City Council action on the regular agenda formally adopting all amendments approved by consent during the fiscal year.

YEAR-END RE-APPROPRIATIONS:

All budget appropriations lapse on September 30th of each year. For all projects and purchases not completed by the end of the fiscal year, the new budget must be amended to bring those projects and purchases forward into the new year. Funds required for completion, where cash balances are available in the year-end reserves, will be re-appropriated on an individual basis. The department head will request re-appropriation, approval will be required of the Director of Finance and the City Manger, and City Council will approve re-appropriations by consent during the fiscal year, subject to re-appropriation by ordinance.

CITY OF NAPLES, FLORIDA
REQUEST FOR BUDGET AMENDMENT

	ACCOUNT NUMBER	DESCRIPTION	AMOUNT
FROM:			
TO:			

REASON FOR BUDGET AMENDMENT: _____

APPROVALS:

_____ _____
(Department Head) (Date)

_____ _____
(Director of Finance) (Date)

_____ _____
(City Manager) (Date)

City Council approved: _____
(Date)

SPECIAL MEETING
Naples City Council
Agenda Item #3
For The Meeting Of 9/19/91

RESOLUTION NO. 91-6467

A RESOLUTION ESTABLISHING BUDGET POLICY CONCERNING PROCEDURES FOR ADMINISTRATIVE TRANSFERS BETWEEN OPERATING FUNDS OF THE CITY; ESTABLISHING BUDGET POLICY CONCERNING PROCEDURES FOR TRANSFERS FOR PAYMENT IN LIEU OF TAXES AND FRANCHISE FEES; AND PROVIDING AN EFFECTIVE DATE.

WHEREAS, Administrative transfers are an appropriate charge to funds receiving services from other funds of the City and are an appropriate revenue source to funds providing those services; and

WHEREAS, Payments in lieu of property taxes and franchise fees are an appropriate charge to the City's water and sewer fund to place that fund on a comparable basis to privately-owned utilities operating within the City of Naples; and

WHEREAS, The setting of the amounts of the administrative transfers and payments in lieu of property taxes and franchise fees is the responsibility for the City Council annually during the budget process;

NOW, THEREFORE, BE IT RESOLVED BY THE COUNCIL OF THE CITY OF NAPLES, FLORIDA:

SECTION 1. That the budget policy shown in Attachment A is hereby adopted.

SECTION 2. This resolution shall take effect immediately upon adoption.

PASSED IN OPEN AND REGULAR SESSION OF THE CITY COUNCIL OF THE CITY OF NAPLES, FLORIDA, THIS 19th DAY OF SEPTEMBER, 1991.

Kim Anderson
Kim Anderson, Mayor

ATTEST:
Janet Cason
Janet Cason
City Clerk

APPROVED AS TO FORM AND LEGALITY BY:
David W. Rynders
David W. Rynders, City Attorney

Prepared by:
William P. Harrison, Director of Finance

H:FUNDTRAN.RES

COUNCIL MEMBERS	MOTION	SECOND	VOTE YES	VOTE NO	ABSENT
Barnett	X		X		
Herms			X		
Korest			X		
Muenzer			X		
Passidomo			X		
Sullivan		X	X		
Anderson			X		
(7-0)					

BUDGET POLICY

ENTERPRISE FUND SUPPORT FOR GENERAL FUND ACTIVITIES

UTILITY RATES

The City will review and adopt utility rates annually that will generate revenues required to fully cover operating expenditures, meet the legal restrictions of all applicable bond covenants, and provide for an adequate level of working capital needs. Components of Utility Rates will include transfers to other funds as appropriate. Florida State Statutes provides for the additional charge of a 25% surcharge to customers of the City's utilities outside of the corporate limits of the City. That surcharge may be increased to 50% under limiting conditions. Revenues provided by this surcharge will appropriately be recorded in the City's utility funds.

Transfers to the General Fund:

1. GENERAL AND ADMINISTRATIVE CHARGE. An indirect cost allocation will be charged to the City's utility funds for services provided through the City's General Fund such as administration, finance, personnel, and legal counsel. This charge shall be documented through a cost allocation procedure, reviewed on an annual basis as part of the annual budgeting process.

2. PAYMENT IN LIEU OF TAXES AND FEES (PILOT). Investor owned utilities operating within the City's corporate limits pay a variety of taxes and fees to the City. These will include property taxes, franchise fees, and utility taxes. It is appropriate that City utilities be operated on a consistent basis.

A. PAYMENT IN LIEU OF PROPERTY TAX. A fee will be charged to the utility funds to equate to property taxes lost due to municipal ownership. Net book value will be used as a basis, barring absence of known market value. The existing tax rate will be applied to this base to determine the charge.

B. FRANCHISE PAYMENT. On an annual basis, the City Council will determine a payment to the General Fund from the City's utilities in lieu of franchise fees and utility taxes. The fee shall be determined as a percentage of gross utility revenues and shall be reasonable in light of franchise fees and utility taxes paid by investor-owned utilities.

Sept 30, 1991 REVENUE -ALL OPERATING FUNDS

FUND/Source	ACTUAL 1989-90	BUDGETED 1990-91	APPROVED 1991-92
GENERAL			
Taxes	3,553,393	3,626,600	4,791,100
Licenses/Permits	743,174	671,000	711,000
Franchises	1,768,368	1,857,000	1,946,000
Charges for Services	46,603	49,000	66,000
Fines & Forfeitures	509,004	559,000	511,000
Recreation	474,391	436,000	572,000
State & Federal Shared Revenue	2,327,674	2,433,200	2,295,000
Miscellaneous	1,055,419	1,095,500	273,014
Transfers	862,776	1,452,857	2,437,043
Subtotal	11,340,802	12,180,157	13,602,157
BEACH PARKING			
County Share	103,016	216,062	181,239
Meter Collections	291,317	295,000	335,000
City Fines	171,083	160,000	195,000
Subtotal	565,416	671,062	711,239
MOORINGS BAY DISTRICT			
Ad Valorem Taxes	131,929	161,750	229,300
Miscellaneous	23,089	0	0
Subtotal	155,018	161,750	229,300
EAST NAPLES BAY DISTRICT			
Ad Valorem Taxes	41,659	56,750	74,000
Miscellaneous	5,194	0	0
Subtotal	46,853	56,750	74,000
STREETS/TRAFFIC IMPROVEMENT			
Gas Tax	0	527,000	975,000
State Shared Revenue	0	0	141,300
Road Impact	819	200,000	200,000
Transfer from General	0	179,063	155,100
Transfer from Stormwater	0	74,465	0
Subtotal	819	980,528	1,471,400
EQUIPMENT MAINTENANCE **			
Garage	980,917	967,961	1,019,587
WATER/SEWER			
Water Revenue	5,065,361	6,120,638	7,099,138
Sewer Revenue	4,111,822	4,416,250	4,969,000
Water System Development	302,445	341,541	250,000
Sewer System Developement	240,562	650,000	250,000
Subtotal	9,720,190	11,528,429	12,568,138
WATER/SEWER MAINTENANCE **			
Building/Lift Station Maintenance	722,853	912,059	888,488

Sept 30, 1991 REVENUE -ALL OPERATING FUNDS

FUND/Source	ACTUAL 1989-90	BUDGETED 1990-91	APPROVED 1991-92
SOLID WASTE			
Garbage & Trash Fees	2,629,790	2,636,662	3,220,000
Recyling Revenue	42,124	35,000	40,000
Special Pick-up Fees	4,194	5,000	3,000
Miscellaneous	85,073	0	0
Subtotal	2,761,181	2,676,662	3,263,000
CITY DOCK			
Dock Rent	148,294	187,019	200,000
Fuel Sales	404,198	330,000	350,000
Bait Sales	13,385	18,000	19,000
Miscellaneous Revenue	24,665	15,000	22,000
Subtotal	590,542	550,019	591,000
DATA PROCESSING **			
Central Data Fees	75,000	83,141	152,580
Water Data Fees	24,832	27,714	38,145
Sewer Data Fees	24,833	27,714	38,145
Subtotal	124,665	138,569	228,870
UTILITY TAX			
Utility Taxes	1,986,540	2,078,000	2,194,000
Miscellaneous	103,869	75,000	206,188
Subtotal	2,090,409	2,153,000	2,400,188
GRAND TOTAL	27,271,230	30,958,357	34,910,422

** NOT INCLUDED IN GRAND TOTAL

CITY OF NAPLES

REVENUE DETAIL
FOR THE FISCAL YEAR 1991-92

DEPARTMENT: GENERAL FUND

CLASSIFICATIONS:	ACTUAL 1988-89	ACTUAL 1989-90	ACTUAL 5/31/91	ESTIMATED 1990-91	BUDGETED 1990-91	BASE BUDGET 1991-92	APPROVED BUDGET 1991-92
TAXES							
Ad Valorem Tax (1.1800 Mills)	2,610,359	3,534,183	3,328,881	3,600,000	3,607,100	3,739,200	4,769,900
Tax Penalties	2,911	2,303	3,369	5,000	3,000	5,000	5,000
Mobile Homes Tax	1,930	1,504	674	1,200	1,500	1,200	1,200
Fuel Tax Refund	15,084	15,403	10,059	15,000	15,000	15,000	15,000
Subtotals	2,630,284	3,553,393	3,342,983	3,621,200	3,626,600	3,760,400	4,791,100
FEES & LICENSES							
Occupational Licenses	177,463	186,758	151,717	188,000	185,000	190,000	190,000
Building Permits	444,507	422,405	253,396	380,000	370,000	380,000	420,000
Engineering Permits	725	525	1,540	2,000	1,000	1,000	1,000
Liquor and Beer Licenses	29,917	30,396	2,702	30,000	30,000	30,000	30,000
Contractors Exam	46,027	76,508	34,351	60,000	65,000	60,000	20,000
Zoning Fees	17,590	26,582	13,259	20,000	20,000	20,000	20,000
Fire Plans Review	0	0	0	0	0	30,000	30,000
Subtotals	716,229	743,174	456,965	680,000	671,000	711,000	711,000
FRANCHISES							
Florida Power & Light	1,484,000	1,622,856	984,055	1,705,000	1,700,000	1,790,000	1,790,000
Telephone	35,975	40,608	29,877	45,000	42,000	48,000	48,000
Palmer Cablevision	100,018	103,904	105,351	105,351	115,000	107,000	107,000
Passenger Trolleys	1,000	1,000	1,000	1,000		1,000	1,000
Subtotals	1,620,993	1,768,368	1,120,283	1,856,351	1,857,000	1,946,000	1,946,000
SERVICES							
Xerox Copies	2,669	5,016	4,584	6,000	3,000	6,000	6,000
Maps & Codes	8,271	11,340	8,427	10,000	6,000	10,000	10,000
Election Fees	0	325	0	0	0	0	0
Lot Mowing	0	0	0	0	0	15,000	15,000
Fingerprinting, False Alarms, Reports	2,127	29,922	24,675	35,000	40,000	35,000	35,000
Security Services	0	0	0	0	0	0	0
Subtotals	13,067	46,603	37,686	51,000	49,000	66,000	66,000
RECREATION							
Lowdermilk Park	94,772	106,160	72,865	105,000	95,000	115,000	115,000
Tennis Courts	72,497	83,656	85,593	90,000	102,000	90,000	90,000
Tennis Court Lights	1,688	2,365	1,169	1,500	2,000	1,500	1,500
Miscellaneous	47,534	37,315	96,787	25,000	25,000	110,000	110,000
Racquetball	170	147	73	100	500	100	100
Fishing Pier	183,410	233,361	169,784	225,000	200,000	245,000	245,000
Vending Machines	11,289	10,117	5,634	9,100	10,000	9,100	9,100
Naples Landing Dock	1,240	1,270	1,230	1,300	1,500	1,300	1,300
Subtotals	412,600	474,391	433,135	457,000	436,000	572,000	572,000

CITY OF NAPLES

REVENUE DETAIL
FOR THE FISCAL YEAR 1991-92

DEPARTMENT: GENERAL FUND

	ACTUAL 1988-89	ACTUAL 1989-90	ACTUAL 5/31/91	ESTIMATED 1990-91	BUDGETED 1990-91	BASE BUDGET 1991-92	APPROVED BUDGET 1991-92
FINES & FORFEITURES							
City School Crossing Fines	17,032	31,857	19,289	30,000	30,000	30,000	30,000
City Fines	30,822	31,655	29,979	50,000	60,000	50,000	50,000
Police Training	12,905	24,124	14,048	21,000	19,000	21,000	21,000
County Court Fines	243,177	421,368	265,479	410,000	450,000	410,000	410,000
Subtotals	303,936	509,004	328,795	511,000	559,000	511,000	511,000
STATE & FEDERAL SHARED REVENUE							
Cigarette Tax	319,798	329,332	189,566	330,000	320,900	320,000	320,000
State Firefighters Ed.		2,625	2,160	2,500		2,500	2,500
State Revenue Sharing	484,446	485,320	315,723	469,900	492,000	308,500	308,500
5th Cent Sales for General Use	1,446,278	1,510,397	1,104,159	1,585,000	1,620,300	1,664,000	1,664,000
Subtotals	2,250,522	2,327,674	1,611,608	2,387,400	2,433,200	2,295,000	2,295,000
MISCELLANEOUS							
Parking	58,425	49,860	35,483	48,000	60,000	48,000	48,000
Interest Earned	114,158	102,021	45,856	70,000	75,000	80,000	80,000
Grant Income	0	19,920	0	0	0	35,000	35,000
Other Income	583,300	286,036	149,484	300,000	110,500	110,000	110,008
Utility Surcharge	639,775	597,582	455,191	650,000	850,000	750,000	0
Beginning Cash Balance	0				0		0
Subtotals	1,395,658	1,055,419	686,014	1,068,000	1,095,500	1,023,000	273,008
TRANSFERS FROM OTHER FUNDS							
Water/Sewer - Admin					704,574	793,194	819,100
Water/Sewer - Pilot					0	0	824,100
Solid Waste					164,391	182,720	182,720
City Dock					30,453	32,737	32,737
Beach Parking					178,000	178,000	178,000
Capital Improvement					191,900	206,300	206,300
Pensions					17,775	19,108	19,108
Self-insurances					61,264	65,859	65,859
Airport Authority					89,500	93,000	93,000
Bay Management					15,000	16,125	16,125
Subtotals	795,865	862,776	675,000	900,000	1,452,857	1,587,043	2,437,049
GRAND TOTAL	10,139,154	11,340,802	8,692,469	11,531,951	12,180,157	12,471,443	13,602,157

Sept 30, 1991

SEWER SYSTEM OPERATING REVENUE

	ACTUAL 1988-89	ACTUAL 1989-90	ACTUAL 06-30-91	ESTIMATED 1990-91	BUDGETED 1990-91	APPROVED 1991-92
SERVICE CHARGES	$3,960,617	$4,013,824	$3,390,583	$4,360,000	$4,403,250	$4,500,000
SEWER SURCHARGE	0	0	0	0	0	277,500
CONNECTION CHARGES	2,640	15,488	31,479	35,000	10,000	10,000
INSPECTION	2,440	1,700	1,060	1,500	3,000	1,500
INTEREST INCOME	0	80,197	23,718	70,000	0	150,000
RE-USE WATER	0	613	45,931	50,000	0	30,000
TOTAL SEWER	$3,965,697	$4,111,822	$3,492,771	$4,516,500	$4,416,250	$4,969,000

WATER SYSTEM OPERATING REVENUE

	ACTUAL 1988-89	ACTUAL 1989-90	ACTUAL 06-30-91	ESTIMATED 1990-91	BUDGETED 1990-91	APPROVED 1991-92
WATER SALES	$4,701,800	$4,728,422	$4,417,957	$5,800,000	$5,796,000	$6,220,000
WATER SURCHARGE	0	0	0	0	0	472,500
HYDRANT SERVICE	0	3,541	4,296	6,000	3,000	4,000
TAPPING FEES	222,973	115,216	75,891	100,000	100,000	100,000
INSTALLATION FEES	12,375	13,965	12,530	14,000	12,000	13,000
CONNECTION CHARGES	32,013	31,784	12,508	15,000	25,000	25,000
MISCELLANEOUS	1,552	56,375	6,107	8,000	1,000	1,000
INTEREST INCOME	0	116,058	21,430	70,000	70,000	150,000
TRANSFERS FROM STREETS	0	0	85,228	113,638	113,638	113,638
TOTAL WATER	$4,970,713	$5,065,361	$4,635,947	$6,126,638	$6,120,638	$7,099,138
TOTAL WATER/SEWER	$8,936,410	$9,177,183	$8,128,718	$10,643,138	$10,536,888	$12,068,138

----BUDGET TOTALS----	1990-91 BUDGET		FY 1991-92 CITY MANAGER RECOMMENDS		FY 1991-92 CITY COUNCIL APPROVES	
	DIVISION	DEPARTMENT	DIVISION	DEPARTMENT	DIVISION	DEPARTMENT
GENERAL FUND:						
Mayor and City Council		172,080		125,623		125,623
City Attorney		141,769		146,558		146,558
City Manager:		616,080		807,385		804,585
Manager	292,676		362,790		352,490	
Personnel	186,329		274,660		282,210	
City Clerk	137,075		169,935		169,885	
Community Development:		804,894		862,764		767,962
Building & Zoning	393,492		424,617		418,917	
Planning	380,807		340,954		251,852	
Natural Resources	30,595		97,193		97,193	
Community Services:		2,746,851		3,088,210		3,037,237
Administration	104,389		93,961		93,961	
Lowdermilk	88,511		125,783		120,730	
Municipal Fishing Pier	180,290		188,140		182,287	
Tennis	92,998		82,648		77,595	
Parks & Parkways	1,619,929		1,794,872		1,774,108	
Recreation	660,734		802,806		788,556	
Engineering:		691,409		0		0
Administration & Design	0					
Streets & Drainage	0					
Traffic Control	398,708					
Transfers	292,701					
Finance:		484,974		675,932		703,310
Accounting	235,275		380,078		379,778	
Customer Service	134,516		173,560		173,560	
Purchasing	115,183		122,294		149,972	
Fire:		2,092,926		2,287,580		2,217,556
Administration	318,946		438,881		368,857	
Operations	1,633,702		1,710,854		1,710,854	
Fire Prevention	140,278		137,845		137,845	
Parking Operation		7,700		0		0
Police:		4,211,223		4,324,186		4,323,486
Administration	202,647		231,439		230,739	
Criminal Investigation	738,242		712,571		712,571	
Patrol	2,012,797		2,062,831		2,062,831	
Services	1,257,537		1,317,345		1,317,345	
Non-departmental		134,238		406,526		370,324
Transfers		0		685,000		655,000
Contingency		106,356		554,400		450,516
GENERAL FUND TOTAL		12,210,500		13,964,164		13,602,157

----BUDGET TOTALS----	1990-91 BUDGET		FY 1991-92 CITY MANAGER RECOMMENDS		FY 1991-92 CITY COUNCIL APPROVES	
	DIVISION	DEPARTMENT	DIVISION	DEPARTMENT	DIVISION	DEPARTMENT
UTILITY TAX FUND:		2,110,122		2,418,350		2,438,202
Capital Improvement Program	1,173,349		1,253,579		1,277,431	
Debt Service	936,773		1,164,771		1,160,771	
SPECIAL REVENUE FUNDS:		1,878,753		2,261,671		2,228,495
Beach Parking	692,625		684,153		684,153	
Moorings Bay District	161,750		69,617		69,617	
East Naples Bay District	56,750		67,416		67,416	
Streets/Traffic Improvements	254,076		1,198,892		1,165,716	
Streets Capital Improvements	713,552		241,593		241,593	
INTERGOVERNMENTAL SERV. FUND:*		1,937,288		2,126,975		2,126,557
Data Processing	138,568		227,731		227,731	
Equipment Management	967,961		1,010,756		1,010,256	
Utility Maintenance	830,759		888,488		888,570	
Dock Operations		550,019		585,921		585,921
Property Management		55,939		0		0
Solid Waste Operations		2,321,187		2,885,498		2,919,972
Capital Improvements		353,450		167,300		67,300
UTILITIES:		11,722,444		12,344,603		12,568,138
Engineering/ Admin & Design	0		346,332		345,732	
Water	3,531,810		3,611,408		3,610,251	
Utilities Administration	4,638,070		4,190,985		5,035,294	
Sewer	2,365,264		2,421,772		2,422,942	
Water/Sewer Administration	0		197,676		197,426	
Capital Improvements	1,187,300		1,576,430		956,493	
Storm Sewer Drainage	248,553	939,453		0		0
Drainage Capital Improvements	690,900	722,500				
Bay Management District		21,243		0		0
OTHER FUNDS		20,653,867		20,663,343		20,808,028
GRAND TOTAL		32,864,367		34,627,507		34,410,185

*Included in other funds

c:\s5\92BUDTOT

MAYOR & CITY COUNCIL

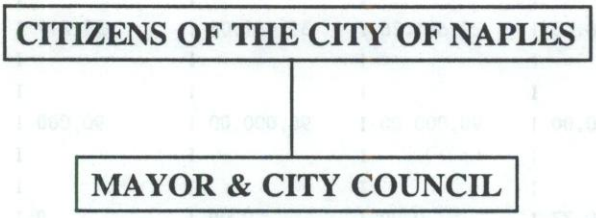

AUTHORIZED PERSONNEL:

	1991 BUDGET	1992 BASE BUDGET	1992 DEPT REQUEST	1992 APPVD BDGT
ELECTED OFFICIALS	7	7	7	7
SECRETARY	1	0	0	0
INTERNAL AUDITOR	0	0	1	0

GENERAL FUND	MAYOR AND CITY COUNCIL		MAYOR AND CITY COUNCIL		FISCAL YEAR ENDING 09-30-92		
CLASSIFICATION	88-89 ACTUAL	89-90 ACTUAL	CURRENT YEAR BUDGET	COST TO COMPLETE TO 09-30-91	DEPARTMENT REQUEST	RECOMMENDED BY THE MANAGER	COUNCIL APPROVED
001-01-01-511-120							
REGULAR SALARIES	29,366.40	29,681.26	31,061.00	33,219	0		
001-01-01-511-130							
OTHER SALARIES AND WAGES	90,000.00	90,000.00	90,000.00	90,000	90,000	90,000	90,000
001-01-01-511-140							
OVERTIME	89.77	0.00	0.00	0	0		
001-01-01-511-250							
EMPLOYER PAYROLL EXPENSES	22,125.92	25,080.14	30,614.00	28,785	23,651	23,651	23,651
001-01-01-511-290							
GENERAL & MERIT INCREASE	0.00	0.00	1,630.00	0	0		
PERSONAL SERVICES	141,582.09	144,761.40	153,305.00	152,004	113,651	113,651	113,651
001-01-01-511-310							
PROFESSIONAL SERVICES	9,000.00	3,600.00	0.00	0	0		
001-01-01-511-390							
AUTO MILEAGE	265.40	462.15	525.00	200	0		
001-01-01-511-400							
TRAVEL AND PER DIEM	1,581.15	3,310.09	2,625.00	2,625	2,500	2,500	2,500
001-01-01-511-410							
COMMUNICATION SERVICE	290.21	409.87	620.00	1,000	620	1,372	1,372
001-01-01-511-460							
REPAIR & MAINTENANCE SERVICES	41.25	0.00	200.00	200	200	200	200
001-01-01-511-470							
PRINTING & BINDING	12,485.62	10,033.06	9,860.00	9,860	5,000	5,000	5,000
001-01-01-511-490							
OTHER CURRENT CHARGES & OBLIG	2,597.86	1,374.97	3,255.00	3,000	1,000	1,000	1,000
001-01-01-511-510							
OFFICE SUPPLIES	513.90	1,038.39	1,100.00	1,100	1,100	1,200	1,200
001-01-01-511-540							
BOOKS,PUBLICATIONS,SUBS & MEM	0.00	379.95	140.00	140	140	250	250

GENERAL FUND — MAYOR AND CITY COUNCIL — MAYOR AND CITY COUNCIL — FISCAL YEAR ENDING 09-30-92

CLASSIFICATION	88-89 ACTUAL	89-90 ACTUAL	CURRENT YEAR BUDGET	COST TO COMPLETE TO 09-30-91	DEPARTMENT REQUEST	RECOMMENDED BY THE MANAGER	COUNCIL APPROVED
001-01-01-511-550 DUPLICATING CHARGES	371.40	285.20	450.00	450	450	450	450
OPERATING EXPENSES	27,146.79	20,893.68	18,775.00	18,575	11,010	11,972	11,972
001-01-01-511-640 MACHINERY AND EQUIPMENT	0.00	0.00	0.00	0	0		
NON-OPERATING EXPENSES	0.00	0.00	0.00	0	0		
* DIVISION TOTALS *	168,728.88	165,655.08	172,080.00	170,579	124,661	125,623	125,623

CITY ATTORNEY

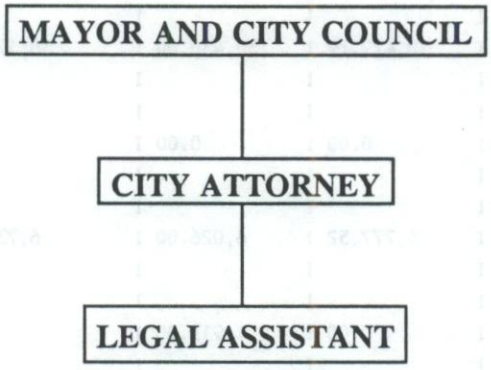

AUTHORIZED PERSONNEL:

	1991 BUDGET	1992 BASE BUDGET	1992 DEPT REQUEST	1992 APPROVED BUDGET
LEGAL ASST.	1	1	2	1

GENERAL FUND	CITY ATTORNEY		CITY ATTORNEY		FISCAL YEAR ENDING 09-30-92		
CLASSIFICATION	88-89 ACTUAL	89-90 ACTUAL	CURRENT YEAR BUDGET	COST TO COMPLETE TO 09-30-91	DEPARTMENT REQUEST	RECOMMENDED BY THE MANAGER	COUNCIL APPROVED
001-02-02-514-120							
REGULAR SALARIES	28,470.36	30,479.79	30,430.00	38,178	33,016	33,016	33,016
001-02-02-514-130							
OTHER SALARIES AND WAGES	0.00	0.00	0.00	0	0		
001-02-02-514-250							
EMPLOYER PAYROLL EXPENSES	5,226.28	5,777.52	6,026.00	6,733	6,592	6,592	6,592
001-02-02-514-290							
GENERAL & MERIT INCREASE	0.00	0.00	1,913.00	0	0		
PERSONAL SERVICES	33,696.64	36,257.31	38,369.00	44,911	39,608	39,608	39,608
001-02-02-514-300							
OPERATING EXPENSES	0.00	0.00	250.00	250	0		
001-02-02-514-310							
PROFESSIONAL SERVICES	53,923.27	57,500.00	70,000.00	70,000	70,000	70,000	70,000
001-02-02-514-340							
OTHER CONTRACTUAL SERVICES	14,689.28	349,977.63	15,000.00	50,000	15,000	20,000	20,000
001-02-02-514-400							
TRAVEL AND PER DIEM	4,872.86	7,137.94	5,000.00	5,000	5,000	5,000	5,000
001-02-02-514-410							
COMMUNICATION SERVICE	1,028.82	719.98	1,650.00	1,650	1,650	1,700	1,700
001-02-02-514-460							
REPAIR & MAINTENANCE SERVICES	180.00	493.80	500.00	500	500	500	500
001-02-02-514-480							
SCHOOL & TRAINING	1,842.24	1,595.50	2,000.00	2,000	2,000	2,000	2,000
001-02-02-514-490							
OTHER CURRENT CHARGES & OBLIG	570.90	163.50	2,500.00	2,500	2,500	2,500	2,500
001-02-02-514-495							
S.T.A.R. CHARGES & OBLIGATIONS	0.00	13.73	0.00	0	0		
001-02-02-514-510							
OFFICE SUPPLIES	825.33	925.51	800.00	800	800	850	850

*** 1992 ANNUAL BUDGET ***

GENERAL FUND — CITY ATTORNEY — CITY ATTORNEY — FISCAL YEAR ENDING 09-30-92

CLASSIFICATION	88-89 ACTUAL	89-90 ACTUAL	CURRENT YEAR BUDGET	COST TO COMPLETE TO 09-30-91	DEPARTMENT REQUEST	RECOMMENDED BY THE MANAGER	COUNCIL APPROVED
001-02-02-514-520							
OPERATING SUPPLIES	5,035.79	4,670.20	4,500.00	4,500	4,500	3,500	3,500
001-02-02-514-540							
BOOKS,PUBLICATIONS,SUBS & MEM	816.00	1,051.50	800.00	500	800	500	500
001-02-02-514-550							
DUPLICATING CHARGES	273.44	197.36	400.00	300	400	400	400
OPERATING EXPENSES	84,057.93	424,446.65	103,400.00	138,000	103,150	106,950	106,950
001-02-02-514-640							
MACHINERY AND EQUIPMENT	0.00	0.00	0.00	0	0		
NON-OPERATING EXPENSES	0.00	0.00	0.00	0	0		
* DIVISION TOTALS *	117,754.57	460,703.96	141,769.00	182,911	142,758	146,558	146,558

CITY MANAGER

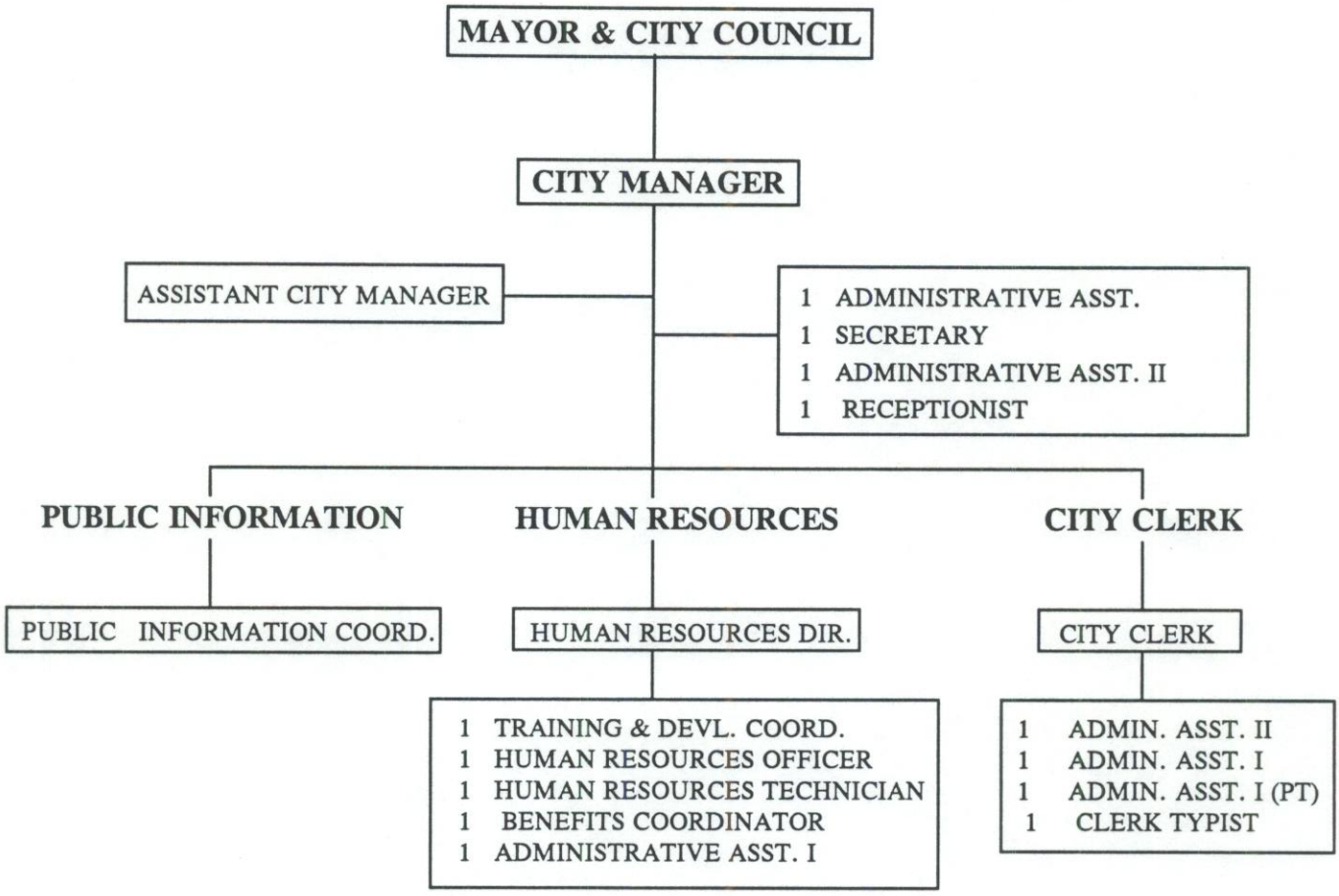

AUTHORIZED PERSONNEL:

	1991 BUDGET	1992 BASE BUDGET	1992 DEPT REQUEST	1992 APPROVED BUDGET
ADMINISTRATION	6	7	7	7
CITY CLERK	3	4.5	4.5	4.5
HUMAN RESOURCES	5	5	7	6

*** 1992 ANNUAL BUDGET ***

GENERAL FUND	CITY MANAGER		CITY MANAGER - ADMIN			FISCAL YEAR ENDING 09-30-92		
CLASSIFICATION	88-89 ACTUAL	89-90 ACTUAL	CURRENT YEAR BUDGET	COST TO COMPLETE TO 09-30-91	DEPARTMENT REQUEST	RECOMMENDED BY THE MANAGER	COUNCIL APPROVED	
001-04-04-512-120 REGULAR SALARIES	207,869.97	232,447.43	243,689.00	283,509	278,825	278,825	278,825	
001-04-04-512-123 SALARY SAVINGS	0.00	0.00	-6,000.00	0	0		-10,000	
001-04-04-512-127 LABOR ABATEMENTS	0.00	-20,332.00	-26,386.00	-26,386	0			
001-04-04-512-130 OTHER SALARIES AND WAGES	0.00	0.00	0.00	0	0			
001-04-04-512-140 OVERTIME	487.08	106.09	500.00	300	300	300	300	
001-04-04-512-250 EMPLOYER PAYROLL EXPENSES	34,294.75	39,684.75	42,048.00	42,361	59,244	59,244	59,244	
001-04-04-512-255 PAYROLL EXPENSES ABATEMENTS	0.00	0.00	0.00	0	0			
001-04-04-512-290 GENERAL & MERIT INCREASE	0.00	0.00	13,327.00	0	0			
PERSONAL SERVICES	242,651.80	251,906.27	267,178.00	299,784	338,369	338,369	328,369	
001-04-04-512-300 OPERATING EXPENSES	746.87	3,077.04	200.00	2,800	200	737	737	
001-04-04-512-310 PROFESSIONAL SERVICES	0.00	0.00	0.00	0	0			
001-04-04-512-390 AUTO MILEAGE	0.00	405.00	540.00	150	5,200	5,200	5,200	
001-04-04-512-400 TRAVEL AND PER DIEM	5,154.65	7,682.55	3,335.00	2,000	2,050	2,050	2,050	
001-04-04-512-410 COMMUNICATION SERVICE	1,274.39	1,226.73	4,694.00	4,694	4,594	4,594	4,594	
001-04-04-512-420 TRANSPORTATION	3,336.00	3,279.00	3,279.00	3,279	0			

GENERAL FUND | CITY MANAGER | CITY MANAGER - ADMIN | FISCAL YEAR ENDING 09-30-92

CLASSIFICATION	88-89 ACTUAL	89-90 ACTUAL	CURRENT YEAR BUDGET	COST TO COMPLETE TO 09-30-91	DEPARTMENT REQUEST	RECOMMENDED BY THE MANAGER	COUNCIL APPROVED
001-04-04-512-460							
REPAIR & MAINTENANCE SERVICES	428.34	268.15	500.00	500	500	500	500
001-04-04-512-480							
SCHOOL & TRAINING	5,649.47	3,710.85	3,200.00	2,000	1,440	1,440	1,440
001-04-04-512-491							
ABATEMENTS- MATERIALS-SUPPLIES	0.00	0.00	0.00	0	0		
001-04-04-512-495							
S.T.A.R. CHARGES & OBLIGATIONS	30.00	81.80	200.00	125	200	300	
001-04-04-512-510							
OFFICE SUPPLIES	2,238.02	1,993.00	2,000.00	2,100	2,000	2,200	2,200
001-04-04-512-540							
BOOKS,PUBLICATIONS,SUBS & MEM	1,276.58	1,929.47	1,800.00	1,600	1,100	1,100	1,100
001-04-04-512-550							
DUPLICATING CHARGES	8,077.60	8,294.82	5,250.00	6,100	5,250	6,300	6,300
OPERATING EXPENSES	28,211.92	31,948.41	24,998.00	25,348	22,534	24,421	24,121
001-04-04-512-640							
MACHINERY AND EQUIPMENT	0.00	0.00	500.00	699	0		
NON-OPERATING EXPENSES	0.00	0.00	500.00	699	0		
* DIVISION TOTALS *	270,863.72	283,854.68	292,676.00	325,831	360,903	362,790	352,490

GENERAL FUND — CITY MANAGER — PERSONNEL — FISCAL YEAR ENDING 09-30-92

CLASSIFICATION	88-89 ACTUAL	89-90 ACTUAL	CURRENT YEAR BUDGET	COST TO COMPLETE TO 09-30-91	DEPARTMENT REQUEST	RECOMMENDED BY THE MANAGER	COUNCIL APPROVED
001-04-20-551-120							
REGULAR SALARIES	107,440.12	115,759.96	117,940.00	126,950	131,787	157,787	157,787
001-04-20-551-127							
LABOR ABATEMENTS	0.00	0.00	-24,635.00	-24,635	0		
001-04-20-551-130							
OTHER SALARIES AND WAGES	1,570.00	536.88	1,800.00	10,516	6,000	6,000	6,000
001-04-20-551-140							
OVERTIME	844.16	256.59	500.00	500	500	500	500
001-04-20-551-250							
EMPLOYER PAYROLL EXPENSES	23,545.05	25,817.34	28,126.00	28,972	30,069	36,593	36,593
001-04-20-551-290							
GENERAL & MERIT INCREASE	0.00	0.00	6,496.00	0	0		
PERSONAL SERVICES	133,399.33	142,370.77	130,227.00	142,303	168,356	200,880	200,880
001-04-20-551-300							
OPERATING EXPENSES	3,530.83	1,504.61	400.00	400	1,200	1,200	1,200
001-04-20-551-310							
PROFESSIONAL SERVICES	40,150.66	27,080.23	29,000.00	29,000	42,000	42,000	42,000
001-04-20-551-390							
AUTO MILEAGE	740.00	1,080.00	1,080.00	1,000	500	500	500
001-04-20-551-400							
TRAVEL AND PER DIEM	1,740.59	1,875.60	1,900.00	1,900	2,400	2,400	2,400
001-04-20-551-410							
COMMUNICATION SERVICE	1,074.28	1,814.07	1,500.00	3,029	3,000	5,000	5,000
001-04-20-551-460							
REPAIR & MAINTENANCE SERVICES	228.75	639.75	550.00	550	500	500	500
001-04-20-551-470							
PRINTING & BINDING	9,305.44	5,039.63	8,600.00	8,600	8,600	10,000	10,000
001-04-20-551-480							
SCHOOL & TRAINING	2,240.85	1,274.79	2,247.00	2,247	1,800	1,800	1,800

GENERAL FUND — CITY MANAGER — PERSONNEL — FISCAL YEAR ENDING 09-30-92

CLASSIFICATION	88-89 ACTUAL	89-90 ACTUAL	CURRENT YEAR BUDGET	COST TO COMPLETE TO 09-30-91	DEPARTMENT REQUEST	RECOMMENDED BY THE MANAGER	COUNCIL APPROVED
001-04-20-551-490							
OTHER CURRENT CHARGES & OBLIG	0.00	7,025.83	0.00	0	0		
001-04-20-551-491							
ABATEMENTS- MATERIALS-SUPPLIES	0.00	0.00	0.00	0	0		
001-04-20-551-495							
S.T.A.R. CHARGES & OBLIGATIONS	969.86	1,083.93	950.00	950	950	950	8,500
001-04-20-551-510							
OFFICE SUPPLIES	1,898.69	1,678.46	2,000.00	2,000	2,000	2,000	2,000
001-04-20-551-520							
OPERATING SUPPLIES	0.00	1,177.31	1,900.00	1,900	1,500	1,500	1,500
001-04-20-551-540							
BOOKS,PUBLICATIONS,SUBS & MEM	893.50	789.00	975.00	975	800	930	930
001-04-20-551-550							
DUPLICATING CHARGES	4,743.40	3,973.40	5,000.00	4,500	5,000	5,000	5,000
OPERATING EXPENSES	67,516.85	56,036.61	56,102.00	57,051	70,250	73,780	81,330
001-04-20-551-640							
MACHINERY AND EQUIPMENT	625.00	593.00	0.00	0	0		
NON-OPERATING EXPENSES	625.00	593.00	0.00	0	0		
* DIVISION TOTALS *	201,541.18	199,000.38	186,329.00	199,354	238,606	274,660	282,210

GENERAL FUND	CITY CLERK		CITY CLERK			FISCAL YEAR ENDING 09-30-92		
CLASSIFICATION	88-89 ACTUAL	89-90 ACTUAL	CURRENT YEAR BUDGET	COST TO COMPLETE TO 09-30-91	DEPARTMENT REQUEST	RECOMMENDED BY THE MANAGER	COUNCIL APPROVED
001-03-03-510-120 REGULAR SALARIES	81,971.93	73,681.19	75,021.00	90,380	101,824	101,824	101,824
001-03-03-510-130 OTHER SALARIES AND WAGES	0.00	-169.14	0.00	800	0		
001-03-03-510-140 OVERTIME	1,720.03	241.68	1,000.00	4,000	1,000	1,500	1,500
001-03-03-510-250 EMPLOYER PAYROLL EXPENSES	17,486.79	15,479.03	18,374.00	20,152	26,461	26,461	26,461
001-03-03-510-290 GENERAL & MERIT INCREASE	0.00	0.00	4,955.00	0	0		
PERSONAL SERVICES	101,178.75	89,232.76	99,350.00	115,332	129,285	129,785	129,785
001-03-03-510-300 OPERATING EXPENSES	0.00	0.00	0.00	495	0		
001-03-03-510-310 PROFESSIONAL SERVICES	6,436.50	12,616.16	13,000.00	20,000	10,000	10,000	10,000
001-03-03-510-390 AUTO MILEAGE	0.00	0.00	100.00	100	100	100	100
001-03-03-510-400 TRAVEL AND PER DIEM	1,448.89	1,311.66	1,700.00	1,400	1,700	1,800	1,800
001-03-03-510-410 COMMUNICATION SERVICE	511.39	189.20	1,700.00	1,700	1,700	1,700	1,700
001-03-03-510-460 REPAIR & MAINTENANCE SERVICES	4,929.72	5,123.25	5,000.00	5,700	5,000	6,000	6,000
001-03-03-510-470 PRINTING & BINDING	9,901.68	8,965.10	6,000.00	7,100	6,000	7,200	7,200
001-03-03-510-480 SCHOOL & TRAINING	1,735.70	99.49	1,600.00	1,100	1,600	1,750	1,750
001-03-03-510-490 OTHER CURRENT CHARGES & OBLIG	221.85	36.20	300.00	1,650	300	1,000	1,000

*** 1992 ANNUAL BUDGET ***

GENERAL FUND	CITY CLERK		CITY CLERK		FISCAL YEAR ENDING 09-30-92			
CLASSIFICATION	88-89 ACTUAL	89-90 ACTUAL	CURRENT YEAR BUDGET	COST TO COMPLETE TO 09-30-91	DEPARTMENT REQUEST	RECOMMENDED BY THE MANAGER	COUNCIL APPROVED	
001-03-03-510-495								
.T.A.R. CHARGES & OBLIGATIONS	12.00	5.62	50.00	50	50	50		
001-03-03-510-510								
OFFICE SUPPLIES	2,179.01	2,194.98	2,300.00	2,300	2,300	2,500	2,500	
001-03-03-510-520								
OPERATING SUPPLIES	2,441.78	1,803.20	2,000.00	2,200	2,000	3,000	3,000	
001-03-03-510-540								
BOOKS,PUBLICATIONS,SUBS & MEM	101.95	193.00	275.00	300	275	350	350	
001-03-03-510-550								
DUPLICATING CHARGES	4,033.68	4,253.80	3,700.00	4,700	3,700	4,700	4,700	
OPERATING EXPENSES	33,954.15	36,791.66	37,725.00	48,795	34,725	40,150	40,100	
001-03-03-510-640								
MACHINERY AND EQUIPMENT	0.00	0.00	0.00	0	0			
NON-OPERATING EXPENSES	0.00	0.00	0.00	0	0			
* DIVISION TOTALS *	135,132.90	126,024.42	137,075.00	164,127	164,010	169,935	169,885	

COMMUNITY DEVELOPMENT

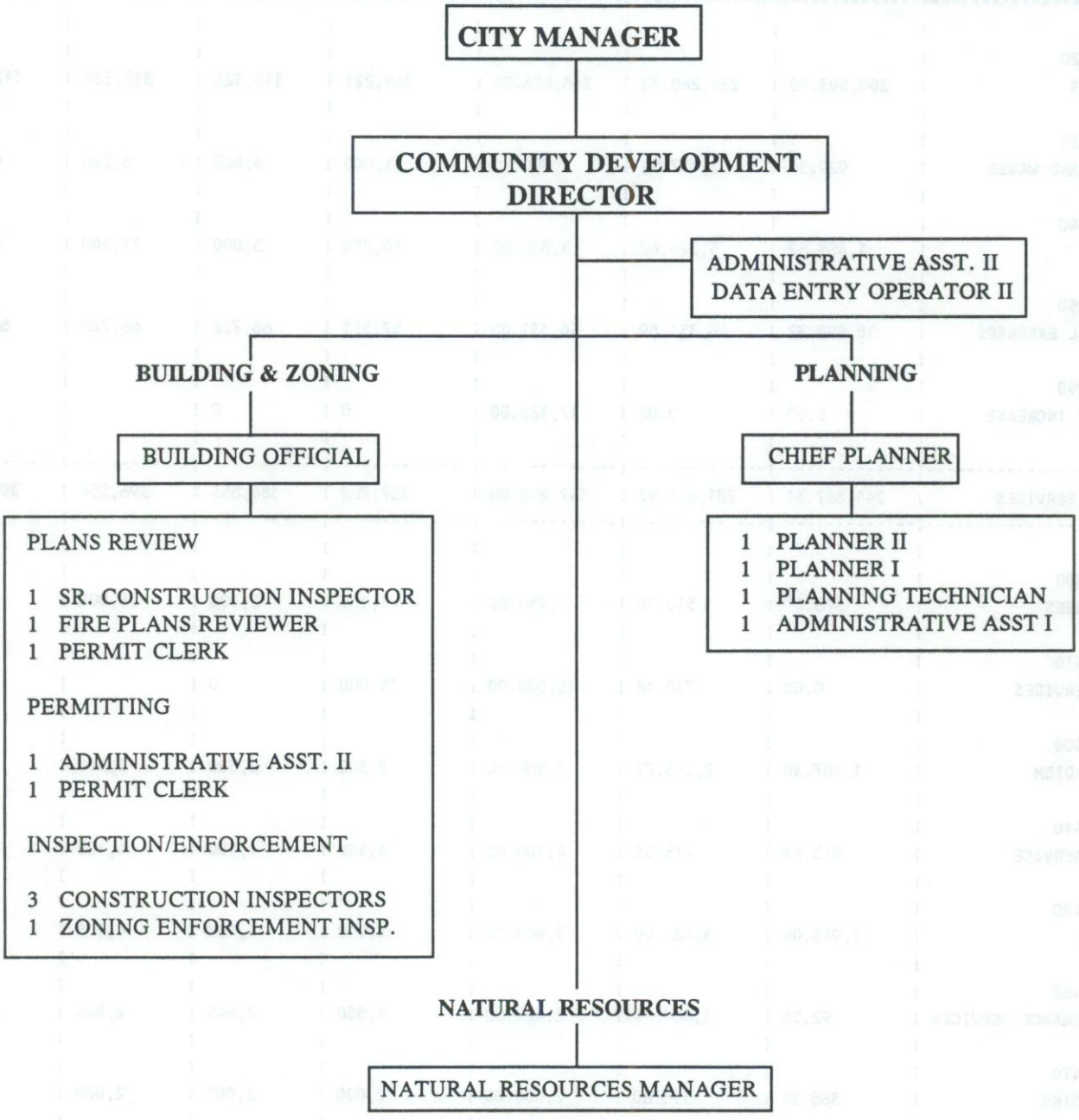

AUTHORIZED PERSONNEL:

	1991 BUDGET	1992 BASE BUDGET	1992 DEPT REQUEST	1992 APPROVED BUDGET
BUILDING & ZONING	10.67	11.67	11.67	11.67
PLANNING	6.67	6.67	7.17	5.67
NATURAL RESOURCES	1.67	1.67	2.67	1.67

*** 1992 ANNUAL BUDGET ***

GENERAL FUND	COMMUNITY DEVELOPMENT		BUILDING AND ZONING		FISCAL YEAR ENDING 09-30-92		
CLASSIFICATION	88-89 ACTUAL	89-90 ACTUAL	CURRENT YEAR BUDGET	COST TO COMPLETE TO 09-30-91	DEPARTMENT REQUEST	RECOMMENDED BY THE MANAGER	COUNCIL APPROVED
001-05-05-524-120 REGULAR SALARIES	200,503.90	226,260.72	268,838.00	269,221	310,326	312,326	312,326
001-05-05-524-130 OTHER SALARIES AND WAGES	929.57	3,737.94	1,000.00	1,000	6,000	6,000	6,000
001-05-05-524-140 OVERTIME	1,455.52	5,326.62	3,800.00	10,000	3,800	11,500	7,500
001-05-05-524-250 EMPLOYER PAYROLL EXPENSES	38,998.32	46,331.69	56,331.00	57,531	66,728	66,728	66,728
001-05-05-524-290 GENERAL & MERIT INCREASE	0.00	0.00	17,323.00	0	0		
PERSONAL SERVICES	241,887.31	281,656.97	347,292.00	337,752	386,854	396,554	392,554
001-05-05-524-300 OPERATING EXPENSES	376.47	516.76	1,150.00	1,150	2,000	2,000	1,050
001-05-05-524-310 PROFESSIONAL SERVICES	0.00	730.18	15,000.00	15,000	0		
001-05-05-524-400 TRAVEL AND PER DIEM	1,107.30	2,393.79	2,300.00	2,300	2,300	2,300	2,300
001-05-05-524-410 COMMUNICATION SERVICE	213.53	215.53	4,100.00	4,100	4,100	4,100	4,100
001-05-05-524-420 TRANSPORTATION	2,940.00	3,624.00	3,900.00	3,900	4,108	4,108	4,108
001-05-05-524-460 REPAIR & MAINTENANCE SERVICES	92.50	1,869.97	2,425.00	3,500	2,545	2,545	2,545
001-05-05-524-470 PRINTING & BINDING	366.21	118.60	2,000.00	2,000	2,000	2,000	2,000
001-05-05-524-480 SCHOOL & TRAINING	0.00	413.89	1,560.00	1,560	1,560	2,550	2,550
001-05-05-524-490 OTHER CURRENT CHARGES & OBLIG	200.00	180.00	150.00	150	150	150	150

GENERAL FUND — COMMUNITY DEVELOPMENT — BUILDING AND ZONING — FISCAL YEAR ENDING 09-30-92

CLASSIFICATION	88-89 ACTUAL	89-90 ACTUAL	CURRENT YEAR BUDGET	COST TO COMPLETE TO 09-30-91	DEPARTMENT REQUEST	RECOMMENDED BY THE MANAGER	COUNCIL APPROVED
001-05-05-524-495							
S.T.A.R. CHARGES & OBLIGATIONS	0.00	0.00	0.00	0	0	750	
001-05-05-524-510							
OFFICE SUPPLIES	1,071.49	1,012.99	1,260.00	1,260	1,260	1,260	1,260
001-05-05-524-520							
OPERATING SUPPLIES	6,059.71	9,278.01	7,640.00	7,640	5,000	5,000	5,000
001-05-05-524-540							
BOOKS,PUBLICATIONS,SUBS & MEM	294.90	375.50	500.00	805	500	500	500
001-05-05-524-550							
DUPLICATING CHARGES	1,233.44	1,219.32	1,680.00	300	300	300	300
OPERATING EXPENSES	13,955.55	21,948.54	43,665.00	43,665	25,823	27,563	25,863
001-05-05-524-640							
MACHINERY AND EQUIPMENT	840.71	0.00	2,535.00	2,535	0	500	500
NON-OPERATING EXPENSES	840.71	0.00	2,535.00	2,535	0	500	500
* DIVISION TOTALS *	256,683.57	303,605.51	393,492.00	383,952	412,677	424,617	418,917

GENERAL FUND	COMMUNITY DEVELOPMENT		PLANNING			FISCAL YEAR ENDING 09-30-92	
CLASSIFICATION	88-89 ACTUAL	89-90 ACTUAL	CURRENT YEAR BUDGET	COST TO COMPLETE TO 09-30-91	DEPARTMENT REQUEST	RECOMMENDED BY THE MANAGER	COUNCIL APPROVED
001-05-06-515-120 REGULAR SALARIES	194,839.06	188,179.43	209,822.00	219,035	170,483	170,483	170,483
001-05-06-515-130 OTHER SALARIES AND WAGES	543.34	7,018.17	1,600.00	3,500	1,600	2,000	2,000
001-05-06-515-140 OVERTIME	5,983.41	4,226.64	4,000.00	4,000	4,000	4,000	4,000
001-05-06-515-250 EMPLOYER PAYROLL EXPENSES	37,778.93	40,882.22	45,421.00	45,421	35,003	43,421	35,069
001-05-06-515-290 GENERAL & MERIT INCREASE	0.00	0.00	13,694.00	0	0		
PERSONAL SERVICES	239,144.74	240,306.46	274,537.00	271,956	211,086	219,904	211,552
001-05-06-515-300 OPERATING EXPENSES	655.50	981.27	770.00	770	2,000	2,000	2,000
001-05-06-515-310 PROFESSIONAL SERVICES	0.00	5,803.88	0.00	0	0		
001-05-06-515-340 OTHER CONTRACTUAL SERVICES	40,453.44	18,003.64	59,500.00	59,500	2,500	40,000	
001-05-06-515-390 AUTO MILEAGE	0.00	13.60	1,000.00	1,000	2,000	2,000	2,000
001-05-06-515-400 TRAVEL AND PER DIEM	2,358.49	5,101.78	4,500.00	5,000	4,500	4,500	4,500
001-05-06-515-410 COMMUNICATION SERVICE	720.20	900.96	3,250.00	3,250	3,250	4,250	4,250
001-05-06-515-420 TRANSPORTATION	1,960.25	1,824.00	0.00	0	0		
001-05-06-515-460 REPAIR & MAINTENANCE SERVICES	286.25	562.25	650.00	1,000	650	1,500	1,500
001-05-06-515-470 PRINTING & BINDING	9,903.13	8,159.13	15,300.00	14,300	12,500	12,500	12,500

*** 1992 ANNUAL BUDGET ***

GENERAL FUND — COMMUNITY DEVELOPMENT — PLANNING — FISCAL YEAR ENDING 09-30-92

CLASSIFICATION	88-89 ACTUAL	89-90 ACTUAL	CURRENT YEAR BUDGET	COST TO COMPLETE TO 09-30-91	DEPARTMENT REQUEST	RECOMMENDED BY THE MANAGER	COUNCIL APPROVED
001-05-06-515-480							
SCHOOL & TRAINING	662.00	776.72	2,400.00	1,650	2,400	2,400	2,400
001-05-06-515-495							
S.T.A.R. CHARGES & OBLIGATIONS	496.50	1,090.40	1,920.00	1,920	750	750	
001-05-06-515-510							
OFFICE SUPPLIES	2,165.13	2,692.20	3,000.00	3,000	3,000	3,000	3,000
001-05-06-515-520							
OPERATING SUPPLIES	734.20	498.42	1,500.00	1,500	750	750	750
001-05-06-515-540							
BOOKS,PUBLICATIONS,SUBS & MEM	1,356.85	843.15	2,400.00	2,400	2,400	2,400	2,400
001-05-06-515-550							
DUPLICATING CHARGES	7,578.52	8,865.23	7,000.00	6,000	5,000	5,000	5,000
OPERATING EXPENSES	69,330.46	56,116.63	103,190.00	101,290	41,700	81,050	40,300
001-05-06-515-640							
MACHINERY AND EQUIPMENT	2,347.78	0.00	3,080.00	3,080	0		
NON-OPERATING EXPENSES	2,347.78	0.00	3,080.00	3,080	0		
* DIVISION TOTALS *	310,822.98	296,423.09	380,807.00	376,326	252,786	300,954	251,852

GENERAL FUND — COMMUNITY DEVELOPMENT — NATURAL RESOURCES — FISCAL YEAR ENDING 09-30-92

CLASSIFICATION	88-89 ACTUAL	89-90 ACTUAL	CURRENT YEAR BUDGET	COST TO COMPLETE TO 09-30-91	DEPARTMENT REQUEST	RECOMMENDED BY THE MANAGER	COUNCIL APPROVED
001-05-51-537-120							
REGULAR SALARIES	0.00	0.00	44,856.00	46,631	73,942	73,942	73,942
001-05-51-537-127							
LABOR ABATEMENTS	0.00	0.00	-30,000.00	-30,000	0		
001-05-51-537-130							
OTHER SALARIES AND WAGES	0.00	0.00	0.00	0	0		
001-05-51-537-250							
EMPLOYER PAYROLL EXPENSES	0.00	0.00	9,051.00	10,020	10,162	10,162	10,162
001-05-51-537-290							
GENERAL & MERIT INCREASE	0.00	0.00	1,255.00	0	0		
PERSONAL SERVICES	0.00	0.00	25,162.00	26,651	84,104	84,104	84,104
001-05-51-537-300							
OPERATING EXPENSES	0.00	0.00	600.00	374	6,000	6,000	6,000
001-05-51-537-310							
PROFESSIONAL SERVICES	0.00	0.00	0.00	0	2,000	2,000	2,000
001-05-51-537-390							
AUTO MILEAGE	0.00	0.00	0.00	0	660	660	660
001-05-51-537-400							
TRAVEL AND PER DIEM	0.00	0.00	2,350.00	850	2,200	2,200	2,200
001-05-51-537-410							
COMMUNICATION SERVICE	0.00	0.00	669.00	669	669	669	669
001-05-51-537-420							
TRANSPORTATION	0.00	0.00	1,639.00	1,639	0		
001-05-51-537-460							
REPAIR & MAINTENANCE SERVICES	0.00	0.00	0.00	0	250	250	250
001-05-51-537-470							
PRINTING & BINDING	0.00	0.00	0.00	0	360	360	360
001-05-51-537-510							
OFFICE SUPPLIES	0.00	0.00	0.00	0	500	500	500

GENERAL FUND | COMMUNITY DEVELOPMENT | NATURAL RESOURCES | FISCAL YEAR ENDING 09-30-92

CLASSIFICATION	88-89 ACTUAL	89-90 ACTUAL	CURRENT YEAR BUDGET	COST TO COMPLETE TO 09-30-91	DEPARTMENT REQUEST	RECOMMENDED BY THE MANAGER	COUNCIL APPROVED
001-05-51-537-540							
BOOKS,PUBLICATIONS,SUBS & MEM	0.00	0.00	175.00	736	175	300	300
001-05-51-537-550							
DUPLICATING CHARGES	0.00	0.00	0.00	0	150	150	150
OPERATING EXPENSES	0.00	0.00	5,433.00	4,268	12,964	13,089	13,089
001-05-51-537-640							
MACHINERY AND EQUIPMENT	0.00	0.00	0.00	608	0		
NON-OPERATING EXPENSES	0.00	0.00	0.00	608	0		
* DIVISION TOTALS *	0.00	0.00	30,595.00	31,527	97,068	97,193	97,193

FINANCE

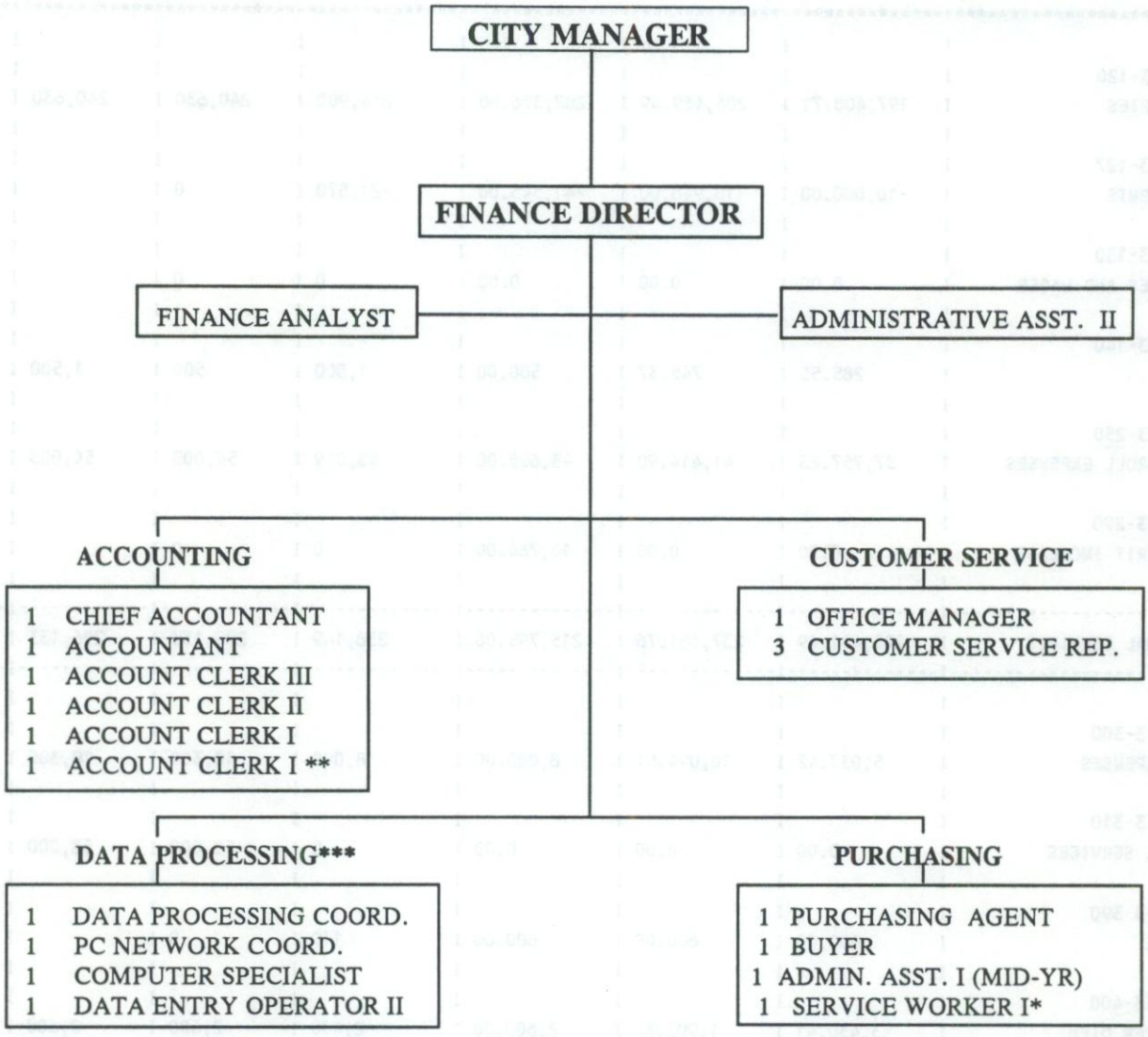

AUTHORIZED PERSONNEL:

	1991 BUDGET	1992 BASE BUDGET	1992 DEPT REQUEST	1992 APPROVED BUDGET
ADMIN. & ACCOUNTING	7	9	10	9
CUSTOMER SERVICE	3	4	4	4
PURCHASING	3	4	4	4
DATA PROCESSING	2	3	5	4

*Non-Departmental
**Beach Parking
***Internal Service Fund

GENERAL FUND	FINANCE DEPARTMENT		ACCOUNTING		FISCAL YEAR ENDING 09-30-92		
CLASSIFICATION	88-89 ACTUAL	89-90 ACTUAL	CURRENT YEAR BUDGET	COST TO COMPLETE TO 09-30-91	DEPARTMENT REQUEST	RECOMMENDED BY THE MANAGER	COUNCIL APPROVED
001-07-11-513-120							
REGULAR SALARIES	197,408.71	206,469.49	202,376.00	214,900	240,630	240,630	240,630
001-07-11-513-127							
LABOR ABATEMENTS	-10,000.00	-10,948.00	-41,543.00	-21,570	0		
001-07-11-513-130							
OTHER SALARIES AND WAGES	0.00	0.00	0.00	0	0		
001-07-11-513-140							
OVERTIME	285.55	745.37	500.00	1,800	500	1,500	1,500
001-07-11-513-250							
EMPLOYER PAYROLL EXPENSES	37,757.23	41,414.90	43,698.00	43,019	54,003	54,003	54,003
001-07-11-513-290							
GENERAL & MERIT INCREASE	0.00	0.00	10,764.00	0	0		
PERSONAL SERVICES	225,451.49	237,681.76	215,795.00	238,149	295,133	296,133	296,133
001-07-11-513-300							
OPERATING EXPENSES	5,037.42	10,094.51	8,080.00	8,000	10,300	10,300	10,300
001-07-11-513-310							
PROFESSIONAL SERVICES	0.00	0.00	0.00	0	58,000	58,000	58,000
001-07-11-513-390							
AUTO MILEAGE	600.00	600.00	600.00	150	0		
001-07-11-513-400							
TRAVEL AND PER DIEM	3,430.41	1,902.82	2,600.00	2,400	2,600	2,600	2,600
001-07-11-513-410							
COMMUNICATION SERVICE	732.55	505.05	3,200.00	2,700	3,200	3,200	3,200
001-07-11-513-460							
REPAIR & MAINTENANCE SERVICES	120.00	317.46	500.00	500	500	500	500
001-07-11-513-470							
PRINTING & BINDING	0.00	0.00	0.00	0	4,180	4,180	4,180
001-07-11-513-480							
SCHOOL & TRAINING	3,493.25	4,575.49	1,200.00	800	1,200	1,200	1,200

*** 1992 ANNUAL BUDGET ***

GENERAL FUND | FINANCE DEPARTMENT | ACCOUNTING | FISCAL YEAR ENDING 09-30-92

CLASSIFICATION	88-89 ACTUAL	89-90 ACTUAL	CURRENT YEAR BUDGET	COST TO COMPLETE TO 09-30-91	DEPARTMENT REQUEST	RECOMMENDED BY THE MANAGER	COUNCIL APPROVED
001-07-11-513-495 S.T.A.R. CHARGES & OBLIGATIONS	1,244.92	200.57	300.00	300	300	300	
001-07-11-513-510 OFFICE SUPPLIES	666.96	611.66	900.00	850	1,365	1,365	1,365
001-07-11-513-520 OPERATING SUPPLIES	320.64	100.61	300.00	300	300	300	300
001-07-11-513-540 BOOKS,PUBLICATIONS,SUBS & MEM	482.68	528.39	600.00	639	600	600	600
001-07-11-513-550 DUPLICATING CHARGES	1,385.96	1,280.32	1,200.00	1,500	1,200	1,400	1,400
OPERATING EXPENSES	17,514.79	20,716.88	19,480.00	18,139	83,745	83,945	83,645
001-07-11-513-640 MACHINERY AND EQUIPMENT	0.00	0.00	0.00	0	0		
NON-OPERATING EXPENSES	0.00	0.00	0.00	0	0		
* DIVISION TOTALS *	242,966.28	258,398.64	235,275.00	256,288	378,878	380,078	379,778

*** 1992 ANNUAL BUDGET ***

GENERAL FUND	FINANCE DEPARTMENT		CUSTOMER SERVICE		FISCAL YEAR ENDING 09-30-92		
CLASSIFICATION	88-89 ACTUAL	89-90 ACTUAL	CURRENT YEAR BUDGET	COST TO COMPLETE TO 09-30-91	DEPARTMENT REQUEST	RECOMMENDED BY THE MANAGER	COUNCIL APPROVED
001-07-12-513-120							
REGULAR SALARIES	56,330.66	58,610.46	59,650.00	62,427	77,041	77,041	77,041
001-07-12-513-130							
OTHER SALARIES AND WAGES	71.20	0.00	0.00	5,408	0		
001-07-12-513-140							
OVERTIME	0.00	29.17	0.00	561	0		
001-07-12-513-250							
EMPLOYER PAYROLL EXPENSES	11,742.98	14,399.76	15,490.00	15,484	21,371	21,371	21,371
001-07-12-513-290							
GENERAL & MERIT INCREASE	0.00	0.00	3,944.00	0	0		
PERSONAL SERVICES	68,144.84	73,039.39	79,084.00	83,880	98,412	98,412	98,412
001-07-12-513-300							
OPERATING EXPENSES	900.00	578.90	595.00	595	2,100	2,100	2,100
001-07-12-513-400							
TRAVEL AND PER DIEM	1,370.89	71.96	500.00	500	500	500	500
001-07-12-513-410							
COMMUNICATION SERVICE	4.20	35.17	900.00	1,025	1,040	1,040	1,040
001-07-12-513-420							
TRANSPORTATION	34,841.95	36,386.95	51,210.00	65,555	68,912	68,912	68,912
001-07-12-513-460							
REPAIR & MAINTENANCE SERVICES	794.85	885.25	885.00	960	1,042	1,042	1,042
001-07-12-513-470							
PRINTING & BINDING	1,191.17	585.53	542.00	542	734	734	734
001-07-12-513-480							
SCHOOL & TRAINING	207.08	154.00	100.00	147	100	100	100
001-07-12-513-510							
OFFICE SUPPLIES	340.45	295.19	300.00	529	300	300	300
001-07-12-513-520							
OPERATING SUPPLIES	0.00	0.00	0.00	0	0		

GENERAL FUND | FINANCE DEPARTMENT | CUSTOMER SERVICE | FISCAL YEAR ENDING 09-30-92

CLASSIFICATION	88-89 ACTUAL	89-90 ACTUAL	CURRENT YEAR BUDGET	COST TO COMPLETE TO 09-30-91	DEPARTMENT REQUEST	RECOMMENDED BY THE MANAGER	COUNCIL APPROVED
001-07-12-513-550							
DUPLICATING CHARGES	404.76	297.92	400.00	400	400	420	420
OPERATING EXPENSES	40,055.35	39,290.87	55,432.00	70,253	75,128	75,148	75,148
001-07-12-513-640							
MACHINERY AND EQUIPMENT	0.00	833.86	0.00	0	0		
NON-OPERATING EXPENSES	0.00	833.86	0.00	0	0		
* DIVISION TOTALS *	108,200.19	113,164.12	134,516.00	154,133	173,540	173,560	173,560

*** 1992 ANNUAL BUDGET ***

GENERAL FUND	FINANCE DEPARTMENT		PURCHASING			FISCAL YEAR ENDING 09-30-92	
CLASSIFICATION	88-89 ACTUAL	89-90 ACTUAL	CURRENT YEAR BUDGET	COST TO COMPLETE TO 09-30-91	DEPARTMENT REQUEST	RECOMMENDED BY THE MANAGER	COUNCIL APPROVED
001-07-14-513-120 REGULAR SALARIES	59,736.09	63,148.97	62,368.00	67,957	103,468	103,468	103,468
001-07-14-513-123 SALARY SAVINGS	0.00	0.00	-12,800.00	0	0		-12,800
001-07-14-513-130 OTHER SALARIES AND WAGES	0.00	0.00	0.00	67,327	0	1,000	1,000
001-07-14-513-140 OVERTIME	29.62	16.69	0.00	0	0		
001-07-14-513-250 EMPLOYER PAYROLL EXPENSES	10,632.47	12,247.69	12,785.00	13,227	23,573	23,573	23,573
001-07-14-513-290 GENERAL & MERIT INCREASE	0.00	0.00	3,945.00	0	0		
PERSONAL SERVICES	70,398.18	75,413.35	66,298.00	148,511	127,041	128,041	115,241
001-07-14-513-300 OPERATING EXPENSES	2,214.58	2,767.33	1,295.00	1,000	1,295	1,620	1,620
001-07-14-513-340 OTHER CONTRACTUAL SERVICES	1,120.80	0.00	0.00	0	0		
001-07-14-513-390 AUTO MILEAGE	55.80	0.00	125.00	125	125	170	170
001-07-14-513-400 TRAVEL AND PER DIEM	1,110.90	1,732.31	2,318.00	2,100	2,318	2,000	2,000
001-07-14-513-410 COMMUNICATION SERVICE	889.31	794.43	1,400.00	1,200	1,400	1,400	1,400
001-07-14-513-420 TRANSPORTATION	720.00	781.80	722.00	722	761	761	761
001-07-14-513-430 UTILITY SERVICES	1,035.34	1,543.53	2,000.00	2,000	2,000	2,000	2,000
001-07-14-513-440 RENTALS AND LEASES	9,635.04	12,846.72	20,340.00	20,340	20,340	20,340	20,340

GENERAL FUND — FINANCE DEPARTMENT — PURCHASING — FISCAL YEAR ENDING 09-30-92

CLASSIFICATION	88-89 ACTUAL	89-90 ACTUAL	CURRENT YEAR BUDGET	COST TO COMPLETE TO 09-30-91	DEPARTMENT REQUEST	RECOMMENDED BY THE MANAGER	COUNCIL APPROVED
001-07-14-513-460							
REPAIR & MAINTENANCE SERVICES	1,125.00	1,844.50	2,990.00	3,000	2,990	3,040	3,040
001-07-14-513-470							
PRINTING & BINDING	2,201.80	2,096.04	2,000.00	1,700	2,000	2,000	2,000
001-07-14-513-480							
SCHOOL & TRAINING	0.00	73.89	0.00	68	0		
001-07-14-513-510							
OFFICE SUPPLIES	446.11	375.42	550.00	500	550	550	550
001-07-14-513-520							
OPERATING SUPPLIES	-9,731.82	1,256.30	400.00	400	400	400	400
001-07-14-513-540							
BOOKS,PUBLICATIONS,SUBS & MEM	378.00	360.95	395.00	395	395	400	400
001-07-14-513-550							
DUPLICATING CHARGES	1,007.84	154.32	50.00	200	50	50	50
OPERATING EXPENSES	12,208.70	26,627.54	34,585.00	33,750	34,624	34,731	34,731
001-07-14-513-640							
MACHINERY AND EQUIPMENT	2,428.91	0.00	1,500.00	2,139	0		
NON-OPERATING EXPENSES	2,428.91	0.00	1,500.00	2,139	0		
* DIVISION TOTALS *	85,035.79	102,040.89	102,383.00	184,400	161,665	162,772	149,972

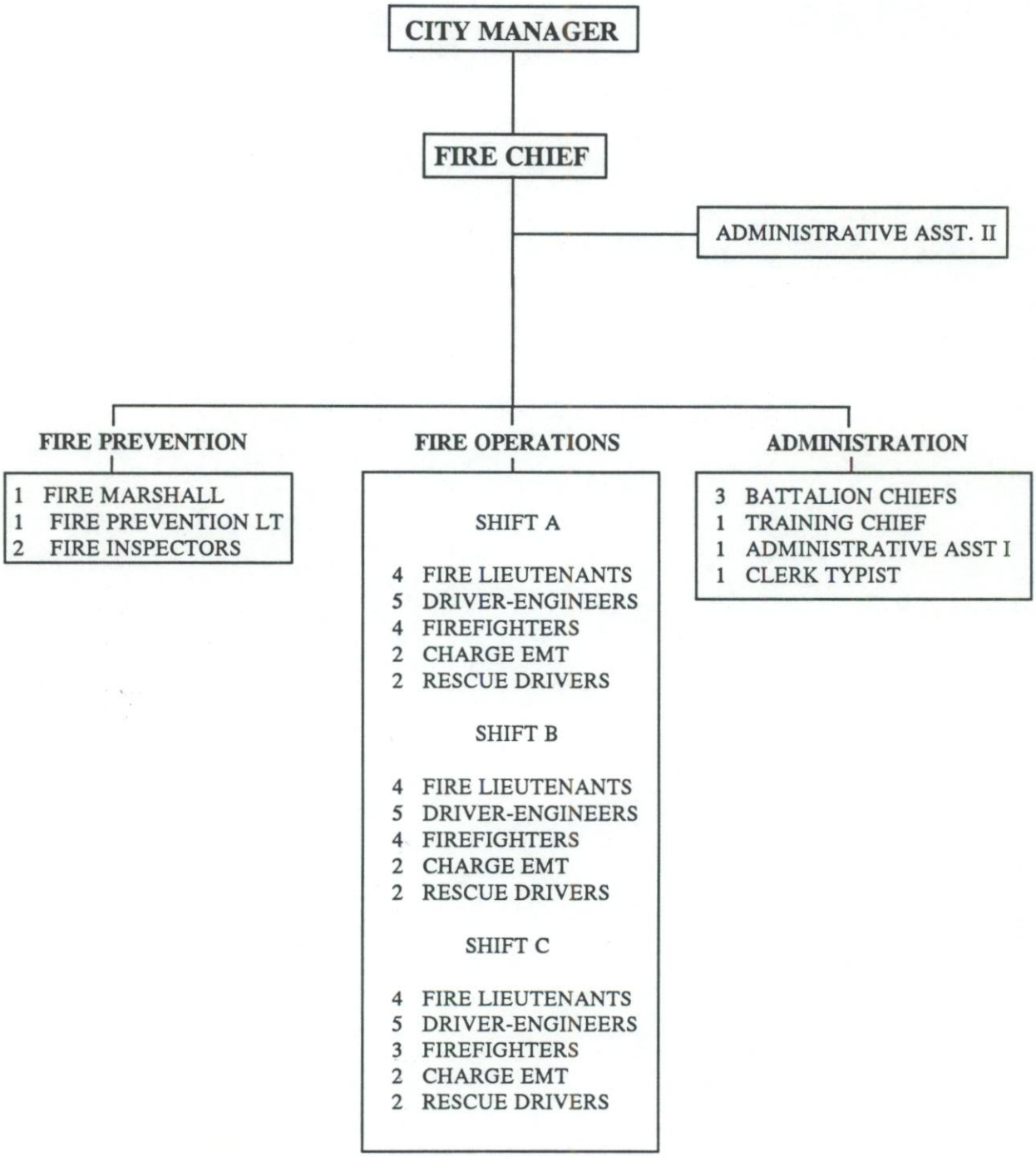

AUTHORIZED PERSONNEL:

	1991 BUDGET	1992 BASE BUDGET	1992 DEPT REQUEST	1992 APPROVED BUDGET
ADMINISTRATION	9	9	10	8
FIRE OPERATIONS	50	50	54	50
FIRE PREVENTION	4	4	5	4

GENERAL FUND | FIRE DEPARTMENT | FIRE ADMINISTRATION | FISCAL YEAR ENDING 09-30-92

CLASSIFICATION	88-89 ACTUAL	89-90 ACTUAL	CURRENT YEAR BUDGET	COST TO COMPLETE TO 09-30-91	DEPARTMENT REQUEST	RECOMMENDED BY THE MANAGER	COUNCIL APPROVED
001-08-15-522-120							
REGULAR SALARIES	191,999.31	189,667.63	195,530.00	202,025	270,001	270,001	264,930
001-08-15-522-127							
LABOR ABATEMENTS	0.00	0.00	-2,400.00	0	0		
001-08-15-522-130							
OTHER SALARIES AND WAGES	100.00	430.00	250.00	250	250	250	250
001-08-15-522-132							
STATE INCENTIVE PAY	500.00	925.85	1,920.00	1,920	3,720	3,720	3,720
001-08-15-522-140							
OVERTIME	240.40	744.85	500.00	500	500	500	500
001-08-15-522-150							
S.T.A.R. SALARIES & WAGES	4,285.02	8,074.73	4,000.00	4,000	4,000	4,000	
001-08-15-522-250							
EMPLOYER PAYROLL EXPENSES	27,247.52	29,043.60	32,263.00	32,581	51,164	51,164	43,512
001-08-15-522-290							
GENERAL & MERIT INCREASE	0.00	0.00	12,183.00	0	0		
PERSONAL SERVICES	224,372.25	228,886.66	244,246.00	241,276	329,635	329,635	312,912
001-08-15-522-300							
OPERATING EXPENSES	3,751.41	3,300.28	7,209.00	7,209	3,500	3,500	3,500
001-08-15-522-310							
PROFESSIONAL SERVICES	0.00	0.00	0.00	0	0		
001-08-15-522-340							
OTHER CONTRACTUAL SERVICES	2,197.56	2,197.56	4,030.00	4,030	4,030	4,875	4,875
001-08-15-522-400							
TRAVEL AND PER DIEM	2,853.20	2,467.92	6,755.00	6,755	4,500	4,500	4,500
001-08-15-522-410							
COMMUNICATION SERVICE	4,831.95	5,359.49	6,736.00	6,736	6,736	7,746	7,746
001-08-15-522-450							
INSURANCE	64.50	64.50	65.00	65	65	65	65

GENERAL FUND — FIRE DEPARTMENT — FIRE ADMINISTRATION — FISCAL YEAR ENDING 09-30-92

CLASSIFICATION	88-89 ACTUAL	89-90 ACTUAL	CURRENT YEAR BUDGET	COST TO COMPLETE TO 09-30-91	DEPARTMENT REQUEST	RECOMMENDED BY THE MANAGER	COUNCIL APPROVED
001-08-15-522-460 REPAIR & MAINTENANCE SERVICES	5,125.25	6,765.45	9,060.00	9,060	9,030	9,030	9,030
001-08-15-522-470 PRINTING & BINDING	724.05	616.50	500.00	500	550	550	550
001-08-15-522-480 SCHOOL & TRAINING	7,757.76	13,001.54	15,875.00	15,875	13,000	13,000	13,000
001-08-15-522-491 ABATEMENTS- MATERIALS-SUPPLIES	0.00	0.00	0.00	0	0		
001-08-15-522-495 S.T.A.R. CHARGES & OBLIGATIONS	684.84	2,113.92	750.00	750	750	750	
001-08-15-522-510 OFFICE SUPPLIES	2,476.27	4,693.29	5,500.00	5,500	5,200	5,200	5,200
001-08-15-522-520 OPERATING SUPPLIES	2,679.68	990.07	1,248.00	1,248	1,248	2,419	2,419
001-08-15-522-540 BOOKS,PUBLICATIONS,SUBS & MEM	1,083.46	983.82	2,212.00	2,212	1,000	1,000	1,000
001-08-15-522-550 DUPLICATING CHARGES	975.36	686.41	1,200.00	1,200	1,020	1,020	1,020
001-08-15-522-560 SAFETY	0.00	0.00	2,975.00	2,975	675	675	675
001-08-15-522-570 HYDRANT MAINTENANCE	0.00	0.00	0.00	0	0		
OPERATING EXPENSES	35,205.29	43,240.75	64,115.00	64,115	51,304	54,330	53,580
001-08-15-522-630 IMPROVEMENTS OTHER THAN BLDGS	0.00	0.00	1,800.00	1,800	0		
001-08-15-522-640 MACHINERY AND EQUIPMENT	2,112.42	1,885.46	8,785.00	8,785	2,365	2,365	2,365
NON-OPERATING EXPENSES	2,112.42	1,885.46	10,585.00	10,585	2,365	2,365	2,365
* DIVISION TOTALS *	261,689.96	274,012.87	318,946.00	315,976	383,304	386,330	368,857

GENERAL FUND — FIRE DEPARTMENT — FIRE OPERATIONS — FISCAL YEAR ENDING 09-30-92

CLASSIFICATION	88-89 ACTUAL	89-90 ACTUAL	CURRENT YEAR BUDGET	COST TO COMPLETE TO 09-30-91	DEPARTMENT REQUEST	RECOMMENDED BY THE MANAGER	COUNCIL APPROVED
001-08-54-522-120 REGULAR SALARIES	872,449.48	1,062,751.18	1,133,309.00	1,167,223	1,238,830	1,238,830	1,238,830
001-08-54-522-123 SALARY SAVINGS	0.00	0.00	0.00	0	0		
001-08-54-522-130 OTHER SALARIES AND WAGES	100.00	350.00	5,412.00	5,412	0		
001-08-54-522-132 STATE INCENTIVE PAY	690.25	1,098.08	2,400.00	2,400	1,800	1,800	1,800
001-08-54-522-140 OVERTIME	73,736.27	66,219.91	74,680.00	74,680	74,680	88,505	88,505
001-08-54-522-250 EMPLOYER PAYROLL EXPENSES	144,080.09	183,146.64	212,892.00	102,704	241,983	241,983	241,983
001-08-54-522-290 GENERAL & MERIT INCREASE	0.00	0.00	74,596.00	0	0		
PERSONAL SERVICES	1,091,056.09	1,313,565.81	1,503,289.00	1,352,419	1,557,293	1,571,118	1,571,118
001-08-54-522-300 OPERATING EXPENSES	6,388.90	6,687.49	8,473.00	8,473	5,771	5,771	5,771
001-08-54-522-310 PROFESSIONAL SERVICES	1,393.00	2,563.41	5,920.00	5,920	5,725	5,725	5,725
001-08-54-522-340 OTHER CONTRACTUAL SERVICES	1,204.01	1,556.76	0.00	0	0		
001-08-54-522-400 TRAVEL AND PER DIEM	57.93	0.00	0.00	0	0		
001-08-54-522-420 TRANSPORTATION	31,752.00	33,275.21	37,772.00	37,772	37,772	39,787	39,787
001-08-54-522-430 UTILITY SERVICES	9,510.01	10,506.94	12,008.00	12,008	11,400	11,400	11,400
001-08-54-522-460 REPAIR & MAINTENANCE SERVICES	5,539.54	8,670.52	8,000.00	8,000	8,000	10,000	10,000

*** 1992 ANNUAL BUDGET ***

ENERAL FUND	FIRE DEPARTMENT		FIRE OPERATIONS		FISCAL YEAR ENDING 09-30-92		
CLASSIFICATION	88-89 ACTUAL	89-90 ACTUAL	CURRENT YEAR BUDGET	COST TO COMPLETE TO 09-30-91	DEPARTMENT REQUEST	RECOMMENDED BY THE MANAGER	COUNCIL APPROVED
001-08-54-522-470							
RINTING & BINDING	41.95	0.00	150.00	150	0		
001-08-54-522-480							
CHOOL & TRAINING	0.00	0.00	0.00	0	0		
001-08-54-522-490							
OTHER CURRENT CHARGES & OBLIG	149.16	332.31	250.00	250	550	550	550
001-08-54-522-510							
OFFICE SUPPLIES	306.38	245.19	0.00	0	1,303	1,303	1,303
001-08-54-522-520							
OPERATING SUPPLIES	31,511.04	27,453.89	47,200.00	47,200	47,200	50,000	50,000
001-08-54-522-540							
BOOKS,PUBLICATIONS,SUBS & MEM	538.51	21.00	0.00	0	0		
001-08-54-522-570							
HYDRANT MAINTENANCE	1,289.04	167.45	1,900.00	1,900	600	600	600
OPERATING EXPENSES	89,681.47	91,480.17	121,673.00	121,673	118,321	125,136	125,136
001-08-54-522-620							
BUILDINGS	1,250.00	0.00	2,000.00	2,000	0	1,900	1,900
001-08-54-522-630							
IMPROVEMENTS OTHER THAN BLDGS	1,182.00	0.00	0.00	0	0		
001-08-54-522-640							
MACHINERY AND EQUIPMENT	1,068.00	8,798.49	6,740.00	6,630	0	12,700	12,700
NON-OPERATING EXPENSES	3,500.00	8,798.49	8,740.00	8,630	0	14,600	14,600
* DIVISION TOTALS *	1,184,237.56	1,413,844.47	1,633,702.00	1,482,722	1,675,614	1,710,854	1,710,854

GENERAL FUND — FIRE DEPARTMENT — FIRE PREVENTION — FISCAL YEAR ENDING 09-30-92

CLASSIFICATION	88-89 ACTUAL	89-90 ACTUAL	CURRENT YEAR BUDGET	COST TO COMPLETE TO 09-30-91	DEPARTMENT REQUEST	RECOMMENDED BY THE MANAGER	COUNCIL APPROVED
001-08-55-522-120							
REGULAR SALARIES	84,263.65	93,893.97	102,149.00	102,704	105,440	105,440	105,440
001-08-55-522-130							
OTHER SALARIES AND WAGES	100.00	250.00	0.00	0	0		
001-08-55-522-132							
STATE INCENTIVE PAY	400.00	450.00	1,320.00	1,320	600	600	600
001-08-55-522-140							
OVERTIME	2,893.00	3,717.80	4,500.00	4,500	4,500	4,500	4,500
001-08-55-522-250							
EMPLOYER PAYROLL EXPENSES	13,054.42	14,623.04	16,717.00	19,154	21,715	21,715	21,715
001-08-55-522-290							
GENERAL & MERIT INCREASE	0.00	0.00	6,546.00	0	0		
PERSONAL SERVICES	100,711.07	112,934.81	131,232.00	127,678	132,255	132,255	132,255
001-08-55-522-300							
OPERATING EXPENSES	2,030.59	834.54	1,440.00	1,440	0	500	500
001-08-55-522-400							
TRAVEL AND PER DIEM	263.69	953.11	1,294.00	1,294	0		
001-08-55-522-420							
TRANSPORTATION	0.00	0.00	0.00	0	0		
001-08-55-522-460							
REPAIR & MAINTENANCE SERVICES	0.00	97.64	300.00	300	300	300	300
001-08-55-522-470							
PRINTING & BINDING	63.00	0.00	120.00	120	120	120	120
001-08-55-522-480							
SCHOOL & TRAINING	577.13	0.00	0.00	0	0		
001-08-55-522-520							
OPERATING SUPPLIES	5,323.83	3,289.13	4,400.00	4,400	4,200	4,200	4,200
001-08-55-522-540							
BOOKS,PUBLICATIONS,SUBS & MEM	273.20	721.20	542.00	542	470	470	470

*** 1992 ANNUAL BUDGET ***

GENERAL FUND | FIRE DEPARTMENT | FIRE PREVENTION | FISCAL YEAR ENDING 09-30-92

CLASSIFICATION	88-89 ACTUAL	89-90 ACTUAL	CURRENT YEAR BUDGET	COST TO COMPLETE TO 09-30-91	DEPARTMENT REQUEST	RECOMMENDED BY THE MANAGER	COUNCIL APPROVED
001-08-55-522-550 DUPLICATING CHARGES	0.00	0.00	0.00	0	0		
001-08-55-522-560 SAFETY	0.00	0.00	0.00	0	0		
OPERATING EXPENSES	8,531.44	5,895.62	8,096.00	8,096	5,090	5,590	5,590
001-08-55-522-640 MACHINERY AND EQUIPMENT	0.00	568.58	950.00	950	0		
NON-OPERATING EXPENSES	0.00	568.58	950.00	950	0		
* DIVISION TOTALS *	109,242.51	119,399.01	140,278.00	136,724	137,345	137,845	137,845

COMMUNITY SERVICES

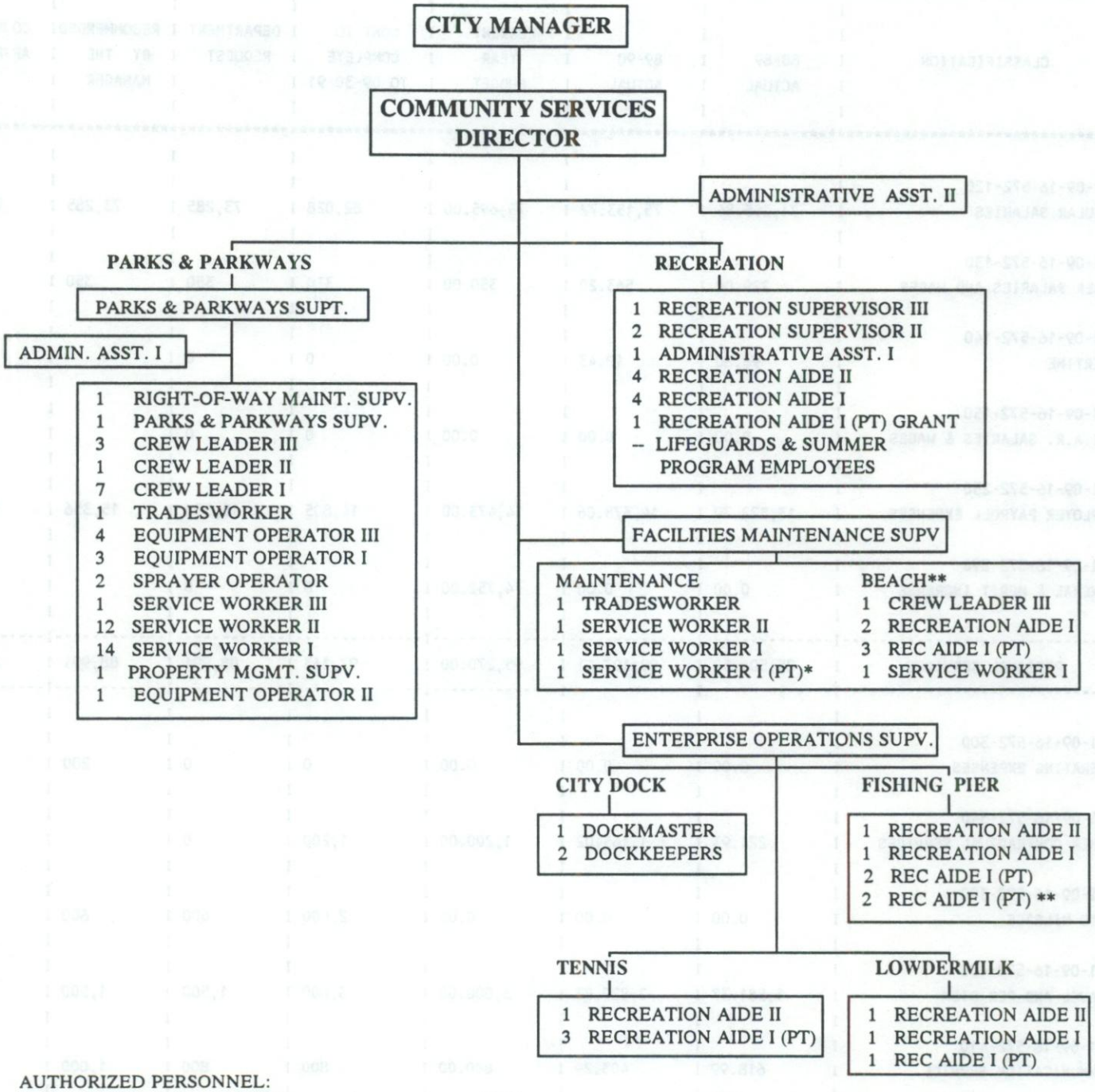

AUTHORIZED PERSONNEL:

	1991 BUDGET	1992 BASE BDGT	1992 DEPT REQ	1992 APPVD BDGT
ADMINISTRATION	2	2	2	2
PARKS & PARKWAYS	55	52	55	54
RECREATION	23.50	23.50	23.50	22.50
CITY DOCK	3	3	3	3
FISHING PIER	4.9	4.9	4.9	4.9
LOWDERMILK	3	3	3	3
TENNIS	2.8	2.8	2.8	2.8

*Non-Departmental **Beach Parking

GENERAL FUND	COMMUNITY SERVICES		ADMINISTRATION			FISCAL YEAR ENDING 09-30-92		
CLASSIFICATION	88-89 ACTUAL	89-90 ACTUAL	CURRENT YEAR BUDGET	COST TO COMPLETE TO 09-30-91	DEPARTMENT REQUEST	RECOMMENDED BY THE MANAGER	COUNCIL APPROVED
001-09-16-572-120							
REGULAR SALARIES	71,355.84	75,153.72	75,695.00	82,028	73,285	73,285	73,285
001-09-16-572-130							
OTHER SALARIES AND WAGES	229.09	563.20	350.00	330	350	350	350
001-09-16-572-140							
OVERTIME	96.80	12.43	0.00	0	0		
001-09-16-572-150							
S.T.A.R. SALARIES & WAGES	0.00	0.00	0.00	0	0		
001-09-16-572-250							
EMPLOYER PAYROLL EXPENSES	13,822.79	14,378.06	14,473.00	14,805	15,356	15,356	15,356
001-09-16-572-290							
GENERAL & MERIT INCREASE	0.00	0.00	4,752.00	0	0		
PERSONAL SERVICES	85,504.52	90,107.41	95,270.00	97,163	88,991	88,991	88,991
001-09-16-572-300							
OPERATING EXPENSES	0.00	0.00	0.00	0	0	200	200
001-09-16-572-340							
OTHER CONTRACTUAL SERVICES	224.93	1,165.02	1,200.00	1,200	0		
001-09-16-572-390							
AUTO MILEAGE	0.00	0.00	0.00	2,000	600	600	600
001-09-16-572-400							
TRAVEL AND PER DIEM	1,581.37	2,829.83	3,000.00	3,000	1,500	1,500	1,500
001-09-16-572-410							
COMMUNICATION SERVICE	618.99	403.29	800.00	800	800	1,000	1,000
001-09-16-572-420							
TRANSPORTATION	2,582.50	1,083.00	1,002.00	504	0		
001-09-16-572-460							
REPAIR & MAINTENANCE SERVICES	75.00	75.00	75.00	345	75	75	75
001-09-16-572-470							
PRINTING & BINDING	14.25	36.50	0.00	0	0		

GENERAL FUND — COMMUNITY SERVICES — ADMINISTRATION — FISCAL YEAR ENDING 09-30-92

CLASSIFICATION	88-89 ACTUAL	89-90 ACTUAL	CURRENT YEAR BUDGET	COST TO COMPLETE TO 09-30-91	DEPARTMENT REQUEST	RECOMMENDED BY THE MANAGER	COUNCIL APPROVED
001-09-16-572-480							
SCHOOL & TRAINING	150.00	48.89	80.00	80	0		
001-09-16-572-495							
S.T.A.R. CHARGES & OBLIGATIONS	1,564.40	863.42	0.00	255	0		
001-09-16-572-510							
OFFICE SUPPLIES	627.92	574.33	500.00	500	500	600	600
001-09-16-572-520							
OPERATING SUPPLIES	5.19	117.49	300.00	300	0		
001-09-16-572-540							
BOOKS,PUBLICATIONS,SUBS & MEM	487.40	459.43	362.00	362	245	245	245
001-09-16-572-550							
DUPLICATING CHARGES	2,494.00	1,271.28	1,000.00	1,000	750	750	750
OPERATING EXPENSES	10,425.95	8,927.48	8,319.00	10,346	4,470	4,970	4,970
001-09-16-572-640							
MACHINERY AND EQUIPMENT	0.00	0.00	800.00	627	0		
NON-OPERATING EXPENSES	0.00	0.00	800.00	627	0		
* DIVISION TOTALS *	95,930.47	99,034.89	104,389.00	108,136	93,461	93,961	93,961

GENERAL FUND	COMMUNITY SERVICES		LOWDERMILK PARK		FISCAL YEAR ENDING 09-30-92		
CLASSIFICATION	88-89 ACTUAL	89-90 ACTUAL	CURRENT YEAR BUDGET	COST TO COMPLETE TO 09-30-91	DEPARTMENT REQUEST	RECOMMENDED BY THE MANAGER	COUNCIL APPROVED
001-09-17-572-120							
REGULAR SALARIES	22,456.52	24,400.53	33,843.00	32,258	36,381	36,381	36,381
001-09-17-572-127							
LABOR ABATEMENTS	-11,756.00	0.00	-16,507.00	-16,507	0		
001-09-17-572-130							
OTHER SALARIES AND WAGES	11,674.59	14,487.62	17,661.00	16,489	11,864	11,864	11,864
001-09-17-572-140							
OVERTIME	1,214.65	1,310.97	1,500.00	1,644	1,038	1,038	1,038
001-09-17-572-250							
EMPLOYER PAYROLL EXPENSES	6,724.56	7,583.75	11,095.00	10,149	13,483	13,483	13,483
001-09-17-572-255							
PAYROLL EXPENSES ABATEMENTS	0.00	0.00	-2,357.00	-2,357	0		
001-09-17-572-290							
GENERAL & MERIT INCREASE	0.00	0.00	2,374.00	0	0		
PERSONAL SERVICES	30,314.32	47,782.87	47,609.00	41,676	62,766	62,766	62,766
001-09-17-572-300							
OPERATING EXPENSES	384.21	425.85	800.00	1,200	800	900	900
001-09-17-572-310							
PROFESSIONAL SERVICES	0.00	240.00	240.00	180	140	140	140
001-09-17-572-410							
COMMUNICATION SERVICE	281.39	131.35	249.00	249	249	256	256
001-09-17-572-430							
UTILITY SERVICES	2,715.23	2,474.00	2,583.00	2,173	2,583	2,281	2,281
001-09-17-572-460							
REPAIR & MAINTENANCE SERVICES	1,161.13	484.09	1,400.00	3,000	1,200	1,200	1,200
001-09-17-572-490							
OTHER CURRENT CHARGES & OBLIG	113.00	113.00	80.00	132	75	75	75
001-09-17-572-510							
OFFICE SUPPLIES	24.33	30.02	50.00	60	50	50	50

GENERAL FUND COMMUNITY SERVICES LOWDERMILK PARK FISCAL YEAR ENDING 09-30-92

CLASSIFICATION	88-89 ACTUAL	89-90 ACTUAL	CURRENT YEAR BUDGET	COST TO COMPLETE TO 09-30-91	DEPARTMENT REQUEST	RECOMMENDED BY THE MANAGER	COUNCIL APPROVED
001-09-17-572-519							
RESALE EXPENSE	0.00	0.00	0.00	0	52,256	52,256	52,256
001-09-17-572-520							
OPERATING SUPPLIES	42,405.51	48,944.53	35,000.00	35,000	806	806	806
OPERATING EXPENSES	47,084.80	52,842.84	40,402.00	41,994	58,159	57,964	57,964
001-09-17-572-640							
MACHINERY AND EQUIPMENT	0.00	396.10	500.00	0	0		
NON-OPERATING EXPENSES	0.00	396.10	500.00	0	0		
* DIVISION TOTALS *	77,399.12	101,021.81	88,511.00	83,670	120,925	120,730	120,730

GENERAL FUND	COMMUNITY SERVICES		FISHING PIER		FISCAL YEAR ENDING 09-30-92		
CLASSIFICATION	88-89 ACTUAL	89-90 ACTUAL	CURRENT YEAR BUDGET	COST TO COMPLETE TO 09-30-91	DEPARTMENT REQUEST	RECOMMENDED BY THE MANAGER	COUNCIL APPROVED
001-09-18-572-120							
REGULAR SALARIES	31,886.59	26,715.56	28,732.00	30,936	32,522	32,522	32,522
001-09-18-572-130							
OTHER SALARIES AND WAGES	39,604.33	28,492.45	27,517.00	28,692	17,224	17,224	17,224
001-09-18-572-140							
OVERTIME	2,900.66	2,023.28	2,500.00	1,954	1,036	1,036	1,036
001-09-18-572-250							
EMPLOYER PAYROLL EXPENSES	15,533.52	12,943.38	15,870.00	13,211	16,047	16,047	16,047
001-09-18-572-290							
GENERAL & MERIT INCREASE	0.00	0.00	3,917.00	0	0		
PERSONAL SERVICES	89,925.10	70,174.67	78,536.00	74,793	66,829	66,829	66,829
001-09-18-572-300							
OPERATING EXPENSES	680.71	736.55	800.00	1,600	800	1,100	1,100
001-09-18-572-310							
PROFESSIONAL SERVICES	0.00	240.00	240.00	120	140	140	140
001-09-18-572-390							
AUTO MILEAGE	0.00	0.00	0.00	0	100	100	100
001-09-18-572-410							
COMMUNICATION SERVICE	0.00	0.38	249.00	255	249	256	256
001-09-18-572-430							
UTILITY SERVICES	3,909.42	3,470.83	4,000.00	3,594	3,700	3,700	3,700
001-09-18-572-460							
REPAIR & MAINTENANCE SERVICES	1,743.36	3,085.94	1,575.00	3,000	1,575	1,950	1,950
001-09-18-572-490							
OTHER CURRENT CHARGES & OBLIG	113.00	113.00	360.00	150	225	225	225
001-09-18-572-510							
OFFICE SUPPLIES	49.75	20.45	30.00	100	30	50	50
001-09-18-572-519							
RESALE EXPENSE	0.00	0.00	0.00	0	107,414	107,414	107,414

GENERAL FUND — COMMUNITY SERVICES — FISHING PIER — FISCAL YEAR ENDING 09-30-92

CLASSIFICATION	88-89 ACTUAL	89-90 ACTUAL	CURRENT YEAR BUDGET	COST TO COMPLETE TO 09-30-91	DEPARTMENT REQUEST	RECOMMENDED BY THE MANAGER	COUNCIL APPROVED
001-09-18-572-520							
OPERATING SUPPLIES	92,884.54	113,323.51	90,000.00	90,000	523	523	523
OPERATING EXPENSES	99,380.78	120,990.66	97,254.00	98,819	114,756	115,458	115,458
001-09-18-572-620							
BUILDINGS	0.00	0.00	2,400.00	2,000	0		
001-09-18-572-630							
IMPROVEMENTS OTHER THAN BLDGS	0.00	0.00	0.00	0	0		
001-09-18-572-640							
MACHINERY AND EQUIPMENT	0.00	2,668.51	2,100.00	1,465	800	800	
NON-OPERATING EXPENSES	0.00	2,668.51	4,500.00	3,465	800	800	
* DIVISION TOTALS *	189,305.88	193,833.84	180,290.00	177,077	182,385	183,087	182,287

GENERAL FUND	COMMUNITY SERVICES		TENNIS PROGRAM		FISCAL YEAR ENDING 09-30-92		
CLASSIFICATION	88-89 ACTUAL	89-90 ACTUAL	CURRENT YEAR BUDGET	COST TO COMPLETE TO 09-30-91	DEPARTMENT REQUEST	RECOMMENDED BY THE MANAGER	COUNCIL APPROVED
001-09-19-572-120 REGULAR SALARIES	20,068.57	19,895.20	18,387.00	22,277	19,766	19,766	19,766
001-09-19-572-130 OTHER SALARIES AND WAGES	25,544.97	27,965.80	26,265.00	25,880	25,428	25,428	25,428
001-09-19-572-140 OVERTIME	1,904.20	1,820.85	2,000.00	1,689	1,718	1,718	1,718
001-09-19-572-250 EMPLOYER PAYROLL EXPENSES	10,863.83	11,611.48	13,081.00	13,096	13,902	13,902	13,902
001-09-19-572-290 GENERAL & MERIT INCREASE	0.00	0.00	3,135.00	0	0		
PERSONAL SERVICES	58,381.57	61,293.33	62,868.00	62,942	60,814	60,814	60,814
001-09-19-572-300 OPERATING EXPENSES	375.59	3,192.06	3,000.00	3,000	2,116	2,116	2,116
001-09-19-572-310 PROFESSIONAL SERVICES	6,846.00	9,230.82	10,000.00	10,000	0		
001-09-19-572-340 OTHER CONTRACTUAL SERVICES	3,689.00	2,585.00	4,000.00	2,600	2,740	2,740	2,740
001-09-19-572-410 COMMUNICATION SERVICE	876.94	374.51	700.00	505	700	700	700
001-09-19-572-430 UTILITY SERVICES	5,429.79	5,633.93	6,000.00	6,307	5,900	5,900	5,900
001-09-19-572-440 RENTALS AND LEASES	0.00	0.00	600.00	600	200	200	200
001-09-19-572-460 REPAIR & MAINTENANCE SERVICES	1,648.26	1,518.17	1,500.00	800	800	800	800
001-09-19-572-470 PRINTING & BINDING	127.90	170.30	1,200.00	600	200	200	200
001-09-19-572-490 OTHER CURRENT CHARGES & OBLIG	0.00	434.08	0.00	675	0		

*** 1992 ANNUAL BUDGET ***

GENERAL FUND — COMMUNITY SERVICES — TENNIS PROGRAM — FISCAL YEAR ENDING 09-30-92

CLASSIFICATION	88-89 ACTUAL	89-90 ACTUAL	CURRENT YEAR BUDGET	COST TO COMPLETE TO 09-30-91	DEPARTMENT REQUEST	RECOMMENDED BY THE MANAGER	COUNCIL APPROVED
001-09-19-572-510 OFFICE SUPPLIES	359.25	75.57	130.00	125	125	125	125
001-09-19-572-520 OPERATING SUPPLIES	2,926.53	3,690.81	3,000.00	3,000	3,000	3,000	3,000
001-09-19-572-550 DUPLICATING CHARGES	0.00	0.00	0.00	0	0	1,000	1,000
OPERATING EXPENSES	22,279.26	26,905.25	30,130.00	28,212	15,781	16,781	16,781
001-09-19-572-640 MACHINERY AND EQUIPMENT	0.00	0.00	0.00	0	0		
NON-OPERATING EXPENSES	0.00	0.00	0.00	0	0		
* DIVISION TOTALS *	80,660.83	88,198.58	92,998.00	91,154	76,595	77,595	77,595

GENERAL FUND	COMMUNITY SERVICES		PARKS & PARKWAYS		FISCAL YEAR ENDING 09-30-92		
CLASSIFICATION	88-89 ACTUAL	89-90 ACTUAL	CURRENT YEAR BUDGET	COST TO COMPLETE TO 09-30-91	DEPARTMENT REQUEST	RECOMMENDED BY THE MANAGER	COUNCIL APPROVED
001-09-46-572-120							
REGULAR SALARIES	742,471.19	837,299.39	941,113.00	944,423	984,497	1,047,805	1,031,194
001-09-46-572-123							
SALARY SAVINGS	0.00	0.00	-10,000.00	0	0		
001-09-46-572-127							
LABOR ABATEMENTS	-19,574.48	-16,735.28	-45,078.00	-40,000	0		
001-09-46-572-130							
OTHER SALARIES AND WAGES	28,614.52	27,249.38	29,527.00	29,527	0		
001-09-46-572-140							
OVERTIME	8,271.37	7,970.21	8,000.00	8,000	8,000	8,000	8,000
001-09-46-572-250							
EMPLOYER PAYROLL EXPENSES	168,531.99	196,214.38	231,986.00	223,739	242,047	257,736	255,337
001-09-46-572-255							
PAYROLL EXPENSES ABATEMENTS	-4,925.21	-4,577.85	-15,026.00	-13,333	0		
001-09-46-572-290							
GENERAL & MERIT INCREASE	0.00	0.00	59,877.00	0	0		
PERSONAL SERVICES	923,389.38	1,047,420.23	1,200,399.00	1,152,356	1,234,544	1,313,541	1,294,531
001-09-46-572-300							
OPERATING EXPENSES	18,110.16	21,081.84	22,334.00	21,000	18,297	18,297	18,297
001-09-46-572-305							
COUNTY LANDFILL	486.00	4,036.00	5,530.00	7,500	31,000	31,000	22,320
001-09-46-572-340							
OTHER CONTRACTUAL SERVICES	21,453.47	25,495.93	26,647.00	26,647	32,688	32,688	32,688
001-09-46-572-390							
AUTO MILEAGE	0.00	0.00	0.00	900	1,370	1,370	1,370
001-09-46-572-400							
TRAVEL AND PER DIEM	2,091.82	1,759.55	1,500.00	1,200	1,500	1,500	1,500
001-09-46-572-410							
COMMUNICATION SERVICE	2,845.74	2,179.78	2,562.00	2,562	2,562	4,031	4,031

GENERAL FUND | COMMUNITY SERVICES | PARKS & PARKWAYS | FISCAL YEAR ENDING 09-30-92

CLASSIFICATION	88-89 ACTUAL	89-90 ACTUAL	CURRENT YEAR BUDGET	COST TO COMPLETE TO 09-30-91	DEPARTMENT REQUEST	RECOMMENDED BY THE MANAGER	COUNCIL APPROVED
001-09-46-572-420 TRANSPORTATION	86,105.11	99,791.31	89,374.00	90,560	102,333	102,333	102,333
001-09-46-572-430 UTILITY SERVICES	96,008.88	43,950.95	64,900.00	64,900	64,900	69,690	69,690
001-09-46-572-440 RENTALS AND LEASES	197.50	193.12	440.00	920	440	920	920
001-09-46-572-460 REPAIR & MAINTENANCE SERVICES	14,958.66	16,791.10	17,372.00	18,570	17,372	19,000	19,000
001-09-46-572-480 SCHOOL & TRAINING	1,860.00	2,510.89	3,205.00	3,205	3,205	3,200	3,200
001-09-46-572-490 OTHER CURRENT CHARGES & OBLIG	0.00	0.00	0.00	0	0		
001-09-46-572-491 ABATEMENTS- MATERIALS-SUPPLIES	-2,722.00	-3,159.50	-1,200.00	-1,200	0		
001-09-46-572-510 OFFICE SUPPLIES	1,477.45	1,098.95	1,560.00	1,560	1,560	1,600	1,600
001-09-46-572-520 OPERATING SUPPLIES	131,964.44	153,958.81	171,240.00	170,240	171,240	190,000	190,000
001-09-46-572-540 BOOKS,PUBLICATIONS,SUBS & MEM	526.97	662.97	741.00	700	718	718	718
001-09-46-572-550 DUPLICATING CHARGES	0.00	380.00	520.00	520	520	630	630
OPERATING EXPENSES	375,364.20	370,731.70	406,725.00	409,784	449,705	476,977	468,297
001-09-46-572-620 BUILDINGS	0.00	13,365.34	0.00	0	0	3,280	3,280
001-09-46-572-630 IMPROVEMENTS OTHER THAN BLDGS	491.25	0.00	0.00	0	0		
001-09-46-572-640 MACHINERY AND EQUIPMENT	15,256.23	16,358.41	12,805.00	12,630	8,000	8,000	8,000
NON-OPERATING EXPENSES	15,747.48	29,723.75	12,805.00	12,630	8,000	11,280	11,280

GENERAL FUND — COMMUNITY SERVICES — PARKS & PARKWAYS — FISCAL YEAR ENDING 09-30-92

CLASSIFICATION	88-89 ACTUAL	89-90 ACTUAL	CURRENT YEAR BUDGET	COST TO COMPLETE TO 09-30-91	DEPARTMENT REQUEST	RECOMMENDED BY THE MANAGER	COUNCIL APPROVED
* DIVISION TOTALS *	1,314,501.06	1,447,875.68	1,619,929.00	1,574,770	1,692,249	1,801,798	1,774,108

GENERAL FUND — COMMUNITY SERVICES — RECREATION — FISCAL YEAR ENDING 09-30-92

CLASSIFICATION	88-89 ACTUAL	89-90 ACTUAL	CURRENT YEAR BUDGET	COST TO COMPLETE TO 09-30-91	DEPARTMENT REQUEST	RECOMMENDED BY THE MANAGER	COUNCIL APPROVED
001-09-47-572-120 REGULAR SALARIES	310,887.41	352,656.26	378,971.00	372,500	362,794	362,794	362,794
001-09-47-572-123 SALARY SAVINGS	0.00	0.00	-20,000.00	0	0		
001-09-47-572-127 LABOR ABATEMENTS	-42,153.22	-32,211.00	-85,485.00	-85,485	0		
001-09-47-572-130 OTHER SALARIES AND WAGES	72,276.07	75,803.40	83,320.00	83,320	75,740	75,740	75,740
001-09-47-572-140 OVERTIME	11,950.44	14,635.16	12,626.00	12,626	12,626	13,408	13,408
001-09-47-572-250 EMPLOYER PAYROLL EXPENSES	77,835.44	90,316.21	99,171.00	98,234	93,643	93,643	93,643
001-09-47-572-290 GENERAL & MERIT INCREASE	0.00	0.00	24,601.00	0	0		
PERSONAL SERVICES	430,796.14	501,200.03	493,204.00	481,195	544,803	545,585	545,585
001-09-47-572-300 OPERATING EXPENSES	5,288.78	7,753.73	8,300.00	8,300	8,300	8,455	8,455
001-09-47-572-340 OTHER CONTRACTUAL SERVICES	8,895.97	9,327.74	8,742.00	8,742	7,565	7,565	7,565
001-09-47-572-390 AUTO MILEAGE	875.00	942.76	1,000.00	2,320	1,000	1,600	1,600
001-09-47-572-400 TRAVEL AND PER DIEM	1,010.11	1,850.54	1,500.00	1,500	1,500	1,500	1,500
001-09-47-572-410 COMMUNICATION SERVICE	2,765.96	1,653.69	3,361.00	4,000	3,361	3,417	3,417
001-09-47-572-420 TRANSPORTATION	5,431.24	3,301.70	3,000.00	3,000	3,160	3,160	3,160
001-09-47-572-430 UTILITY SERVICES	66,810.72	63,009.03	57,680.00	57,680	57,680	66,054	66,054

GENERAL FUND	COMMUNITY SERVICES		RECREATION			FISCAL YEAR ENDING 09-30-92		
CLASSIFICATION	88-89 ACTUAL	89-90 ACTUAL	CURRENT YEAR BUDGET	COST TO COMPLETE TO 09-30-91	DEPARTMENT REQUEST	RECOMMENDED BY THE MANAGER	COUNCIL APPROVED	
001-09-47-572-440 RENTALS AND LEASES	356.40	1,577.83	1,600.00	1,500	1,200	1,200	1,200	
001-09-47-572-460 REPAIR & MAINTENANCE SERVICES	26,001.23	25,718.67	25,400.00	25,400	25,400	25,400	25,400	
001-09-47-572-470 PRINTING & BINDING	7,353.25	14,720.45	15,070.00	15,070	11,500	11,500	11,500	
001-09-47-572-480 SCHOOL & TRAINING	2,998.18	2,374.99	3,211.00	1,000	1,955	1,955	1,955	
001-09-47-572-490 OTHER CURRENT CHARGES & OBLIG	33.90	0.00	0.00	0	0			
001-09-47-572-510 OFFICE SUPPLIES	1,468.20	1,218.12	1,260.00	1,260	1,260	1,300	1,300	
001-09-47-572-520 OPERATING SUPPLIES	24,817.88	26,981.83	30,464.00	30,400	19,769	19,769	19,769	
001-09-47-572-521 REIMBURSED PROJECT REVENUE	84.96	0.00	0.00	0	85,000	85,000	85,000	
001-09-47-572-540 BOOKS,PUBLICATIONS,SUBS & MEM	966.76	1,122.85	1,000.00	1,000	500	500	500	
001-09-47-572-550 DUPLICATING CHARGES	1,534.96	1,978.63	2,042.00	2,042	1,896	1,896	1,896	
OPERATING EXPENSES	156,693.50	163,532.56	163,630.00	163,214	231,046	240,271	240,271	
001-09-47-572-630 IMPROVEMENTS OTHER THAN BLDGS	0.00	1,839.24	0.00	0	0			
001-09-47-572-640 MACHINERY AND EQUIPMENT	8,873.45	5,362.51	3,900.00	3,495	2,700	2,700	2,700	
NON-OPERATING EXPENSES	8,873.45	7,201.75	3,900.00	3,495	2,700	2,700	2,700	
* DIVISION TOTALS *	596,363.09	671,934.34	660,734.00	647,904	778,549	788,556	788,556	